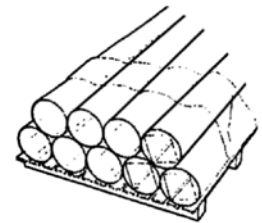




# ROUND CONCRETE FORM

## COLUMN FORMING



### Finish Free Round Concrete Forms

Coated to impart a smooth, finish-free surface. They easy to set up and brace. Rain-resistant and durable in all kinds of weather. Available in a variety of types to meet different forming needs. Easy to cut and drill at the job site. Designed with superior strength-to-weight properties to prevent blowouts. Easy to remove with the RipCord stripping filament. One-piece forms for one-time use. Sonotube concrete forms require no cleaning, reassembling or return shipping. And, you can set and pour multiple columns at one time.

#### Special handling instructions for Sonotube Finish Free forms:

- ◆ Do not dent or scratch interior coating.
- ◆ Do not drop; extreme physical shock may crack interior coating.
- ◆ Protect from extended rain and excess moisture.
- ◆ Punctures or excessive gouges in the form may cause blowouts. When cutouts are required, the opening should be waterproofed and reinforced to prevent blowouts.
- ◆ Vibrate the column using a regular vibrating needle. Do not touch the inside surface of the form with the vibrating needle; this may damage the finish.
- ◆ Never vibrate the concrete form from the outside.

#### Stripping procedure:

- ◆ Detach the RipCord stripping filament at the top of the form and wrap around a hammer or other tool handle.
- ◆ Pull strap straight down from the top of the form to tear through the form wall and remove the form.
- ◆ Stripped forms can be used to protect finished columns until completion of project.