

BAR SUPPORTS



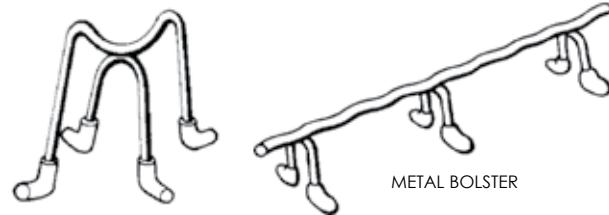
SLAB/HORIZONTAL

Bar Chair

Used for supporting wide spaced light steel in slab/deck construction. Stocked, or available, in 3/4", up to 15". To order give height, and specify bright basic, plastic dipped, pre-galvanized wire, hot dipped galvanized, stainless steel wire or epoxy coated.

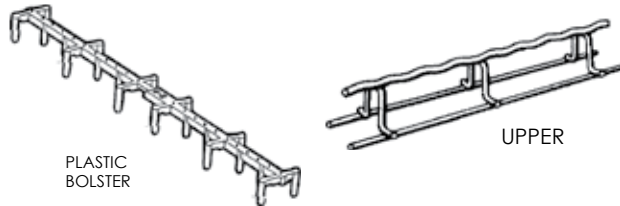
No.	Size	Description/Legs	Qty/Ctn	Wt/Ctn (lbs)
DS 34BCPD	3/4"	Plastic Dipped	500	25.0
DS 1BCPD	1"	Plastic Dipped	500	40.0
DS 114BCPD	1-1/4"	Plastic Dipped	500	40.0
DS 112BCPD	1-1/2"	Plastic Dipped	500	45.0
DS 134BCPD	1-3/4"	Plastic Dipped	500	50.0
DS 2BCPD	2"	Plastic Dipped	500	60.0
DS 214BCPD	1-1/4"	Plastic Dipped	100	20.0
DS 212BCPD	2-1/2"	Plastic Dipped	100	20.0
DS 234BCPD	2-3/4"	Plastic Dipped	100	20.0
DS 3BCPD	3"	Plastic Dipped	100	24.0
DS 314BCPD	3-1/4"	Plastic Dipped	100	24.0
DS 312BCPD	3-1/2"	Plastic Dipped	100	24.0
DS 334BCPD	3-3/4"	Plastic Dipped	100	24.0
DS 4BCPD	4"	Plastic Dipped	100	31.0
DS 414BCPD	4-1/4"	Plastic Dipped	100	31.0
DS 412BCPD	4-1/2"	Plastic Dipped	100	31.0
DS 434BCPD	4-3/4"	Plastic Dipped	100	31.0
DS 5BCPD	5"	Plastic Dipped	100	50.0
DS 514BCPD	5-1/4"	Plastic Dipped	100	50.0
DS 512BCPD	5-1/2"	Plastic Dipped	100	50.0
DS 534BCPD	5-3/4"	Plastic Dipped	100	50.0
DS 6BCPD	6"	Plastic Dipped	100	59.0

Other sizes available on request.



BAR CHAIR

METAL BOLSTER

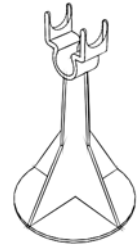


PLASTIC BOLSTER

UPPER

Smart Chair

Constructed with recycled high-strength polypropylene plastic, the chairs are designed to support steel, eliminate wire ties and stop steel displacement. The chairs have a large base for stability. They are available for concrete thickness from 1 1/4" to 3 1/2" and bar sizes from #4 to #5.



No.	Description	Qty/Ctn	Wt/Ctn (lbs)
PM 4112	#4 REBAR...1 1/4"x1 3/4"	150	30
PM 42	#4 REBAR...1 3/4"x2 1/4"	100	17
PM 4312	#4 REBAR...3"x3 1/2"	50	15
PM 5312	#5 REBAR...3"x3 1/2"	50	15

Slab Bolster

METAL is used for supporting lower slab steel from slab form. Corrugations are spaced 1" on centers and serve as guides for spacing bars. Legs are spaced 5" on center. Available in 3/4" to 3" heights. To order give height and specify bright basic, plastic dipped, pre-galvanized wire, hot dipped galvanized, stainless steel wire or epoxy coated. 5' lengths standard.

No.	Size	Description	Lf/Ctn	Wt/Ctn (lbs)
DS 34SBPT	3/4"	Plastic Dipped	250	25.0
DS 1SBPT	1"	Plastic Dipped	250	25.0

Other sizes available upon request.

Upper Metal:

No.	Size	Description	Lf/Ctn	Wt/Ctn (lbs)
DS 34SBU	3/4"	Plain	100	35.0
DS 1SBU	1"	Plain	100	36.0
DS 112BSU	1-1/2"	Plain	100	40.0
DS 2SBU	2"	Plain	100	42.0

Other sizes available upon request.

Slab Bolster

PLASTIC is manufactured in easy to use 32" lengths that can be installed individually or connected together as the job requires. Made from 100% high strength engineered plastic, this product will not rust or corrode which could lead to premature spalling, discoloration and concrete failure. Concrete color and small footprint make this bolster virtually undetectable after forms are removed.

No.	Size	Lf/Ctn	Wt/Ctn (lbs)
AZ PSB075	3/4"	325	33.0
AZ PSB100	1"	275	27.0
AZ PSB150	1-1/2"	200	25.0
AZ PSB200	2"	150	22.0
AZ PSB250	2-1/2"	125	23.0

Other sizes available upon request.



BAR SUPPORTS

SLAB/HORIZONTAL

Barspan Clip

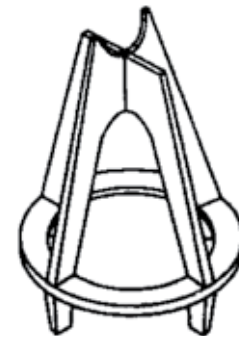
General purpose clip-on spacer accommodates larger range of bar diameters. Heavy duty designed easily supports extra loads.



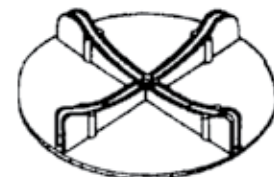
No.	Description	Size	Qty/Ctn	Wt/Ctn (lbs)
PK C16SN	Mesh thru #5	1"	3000	36.0
PK C20SN	Mesh thru #5	1½"	1000	23.0
PK C21SN	Mesh thru #6	2½"	500	23.0

E-Z Chair

Used in tilt-ups, precast, conventionally reinforced poured-in-place decks and post-tensioned building construction. It offers superior strength and stability without the worries of rust and bleedmarks found with other methods of reinforcement support. Its cement color and small footprint is the perfect chair when aesthetics and concrete finish are important. Used on bar sizes up to #11 bar.



No.	Size	Qty/Ctn	Wt/Ctn (lbs)
AZ PEZ075	3/4"	1000	19.0
AZ PEZ100	1"	850	20.0
AZ PEZ125	1-1/4"	650	17.0
AZ PEZ150	1-1/2"	500	16.0
AZ PEZ200	2"	350	15.0
AZ PEZ250	2-1/2"	350	28.0
AZ PEZ300	3"	260	27.0
AZ PEZ350	3-1/2"	200	18.0
AZ PEZ375	3-3/4"	200	19.0
AZ PEZ400	4"	175	18.0
AZ PEZ450	4-1/2"	150	19.0
AZ PEZ475	4-3/4"	160	21.0
AZ PEZ500	5"	120	18.0
AZ PEZ525	5-1/4"	120	19.0
AZ PEZ550	5-1/2"	100	16.0
AZ PEZ575	5-3/4"	100	17.0
AZ PEZ600	6"	100	17.0



Sand Plate

AZ PSP300	3/4"-2-3/4"	550	15.0
AZ PSP500	3"-5"	300	18.0
AZ PSP600	5-1/4" - 6"	250	17.0

Other sizes available on request.

BAR SUPPORTS

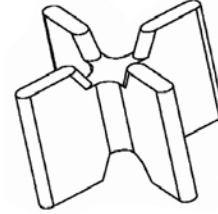


SLAB/HORIZONTAL

X-Chair™ – PXC

Superior strength. Modest surface contact. Supports rebar and mesh. Applications include elevated slabs and precast. Accommodates rebar sizes from #3–#7.

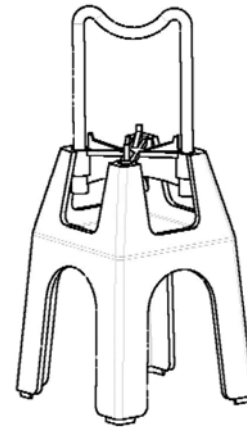
No.	Size	Qty/Ctn	Wt/Ctn (lbs)
AZ PXC050	1/2"	3,500	28
AZ PXC075	3/4"	2,200	25
AZ PXC100	1"	1,700	25
AZ PXC150	1-1/2"	1,500	38
AZ PXC200	2"	1,100	36



Hy Chair™ (Hybrid)

A combination rebar support consisting of a high strength plastic base (Tower Chair) and a wire upper wicket insert. Supports loads up to 500 lbs. Straddles lower rebar mats up to 2-3/4". Pre-assembled prior to packaging. Plastic base insures minimal footprint. Eliminates corrosion on exposed surfaces.

No.	Size	Qty/Ctn	Wt/Ctn (lbs)
AZ PHC1025	10-1/4"	75	39.0
AZ PHC1050	10-1/2"	75	39.5
AZ PHC1075	10-3/4"	75	41.0
AZ PHC1100	11"	50	29.0
AZ PHC1125	11-1/4"	50	30.0
AZ PHC1150	11-1/2"	50	30.0
AZ PHC1175	11-3/4"	50	30.0
AZ PHC1200	12"	50	31.0
AZ PHC1250	12-1/2"	50	32.0
AZ PHC1300	13"	50	32.0
AZ PHC1325	13-1/4"	50	33.0
AZ PHC1350	13-1/2"	50	33.0
AZ PHC1375	13-3/4"	50	34.0
AZ PHC1400	14"	30	22.0



Tower Chair™

A plastic rebar chair for single mat rebar or wire mesh. Minimal surface contact. Designed for maximum aggregate flow and concrete consolidation. Fits up to #8 rebar. Tower chair straddles upper rebar mat in double mat applications.

No.	Size	Qty/Ctn	Wt/Ctn (lbs)
AZ PTC600	6"	150	52
AZ PTC625/650*	6-1/4" – 6-1/2"	135	52
AZ PTC675/700*	6-3/4" – 7"	120	47
AZ PTC725/750*	7-1/4" – 7-1/2"	105	43
AZ PTC775	7-3/4"	90	38
AZ PTC800	8"	135	54
AZ PTC825/850*	8-1/4" – 8-1/2"	135	63
AZ PTC875/900*	8-3/4" – 9"	105	49
AZ PTC925/950*	9-1/4" – 9-1/2"	90	41
AZ PTC975/100*	9-3/4" – 10"	75	34

* Denotes multiple height combinations per chair and comes pre-assembled.





BAR SUPPORTS

SLAB/HORIZONTAL

Preco Clip

For the positioning of horizontal reinforcement. Design allows for easy flow of concrete for maximum bond.

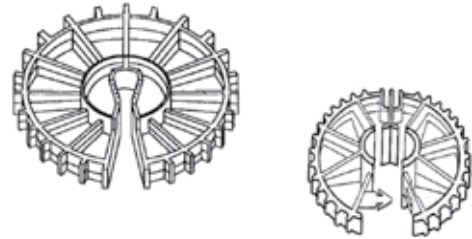
No.	Description	Size	Qty/Ctn	Wt/Ctn (lbs)
PK F	#3, 4,5 Bar	3/4"	4500	49.0
PK H	#4,5,6 Bar	1"	3000	37.0
PK J	#2,3 Bar	1 1/2"	2000	34.0
PK K	#4,5,6 Bar	1 1/2"	2500	47.0
PK M	#4,5,6 Bar	2"	1000	25.0



Barspan Wheel

General purpose circular spacers accommodates larger range of bar diameters. Heavy duty design easily supports extra loads.

No.	Description	Coverage	Qty/Ctn	Wt/Ctn (lbs)
AZ PSW075/4	#2-4 Bar	3/4"	1150	19
AZ PSW100/6	#3-6 Bar	1"	500	26
AZ PSW150/6	#3-6 Bar	1-1/2"	300	14.0
AZ PSW200/6	#3-6 Bar	2"	350	24.0
AZ PSW300/6	#3-6 Bar	3"	350	18.0
Snaplock				
AZ PLW150/4HD	#3,4 Bar	1-1/2"	215	25
AZ PLW150/6HD	#5,6 Bar	1-1/2"	200	23.0
AZ PLW300/6HD	#5,6 Bar	3"	50	17.0



Preco Wheel

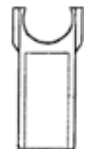
Suitable for spacing concrete reinforcement in columns, walls, piles and precast units.

No.	Description	Coverage	Qty/Ctn	Wt/Ctn (lbs)
PK W1534	#3, 4 Bar	1 1/2"	500	20.0
PK W2004	#3, 4 Bar	2"	500	20.0
PK W3004	#4 Bar	3"	250	20.0
PK W4005	#5 Bar	4"	100	10.0

Dobie

A superior concrete spacer block for use in reinforced concrete construction. Made from high density/strength concrete, these dobies offer an equal coefficient to expansion and adhesion properties that eliminate cracking and corrosion.

No.	Size	Wt (lbs)	Qty/Pallet
CT 1D	1" w/wire	0.36	100 bag, 6,000
CT 112D	1 1/2" w/wire	0.55	100 bag, 5,760
CT 2D	2" w/wire	0.67	4,800
CT 212D	2 1/2" w/wire	1.40	2,160
CT 23COMBO	2"x3" w/o wire	1.40	2,700
CT 3D	3" w/wire	2.00	2,160
CT 3DWO	3" w/o wire	2.00	1,350
CT 4D	4" W/Wire	3.0	972
B 428SG	2-1/4"x3-5/8"x7-1/2"	4.90	720



Rebar Saddle

Rebar Saddles are made of high quality pvc plastic. They are designed to fit over the top of a piece of #4 rebar, and have another piece of #4 rebar snapped inside of its clip type opening.

No.	Qty/Box	Wt/Ctn (lbs)
CFA RS	3,000	27.0