

CONCRETE & MASONRY TOOLS FOR THE TRADES



OVER 95 YEARS OF EXPERIENCE AND QUALITY PRODUCTS



MASONS SUPPLY COMPANY | WWW.MASCO.NET
Oregon (800) 537-3407 ♦ Washington (800) 537-6216

Clackamas | Eugene | West Eugene | Hillsboro | Medford | Portland
Ridgefield | Salem | Seattle | Tacoma | Woodinville

TABLE OF CONTENTS



Abrasives (TAB).....	8-10	Rags	28
Blades.....	8	Roller cover	28
Cups	8	Roller frame	28
Rub bricks	8	Roller tray	28
Spiral cut	9	Roofers	28
Wheels.....	9	Utility	28
Wire wheels	10	Spiked Roller	29
Knot wire wheel	10	Wire	29
Adaptors (TIA)	10-11	Buckets (TBU)	30-31
Clevis starter	11	Coal hod.....	30
Extension broom	10	Fortex.....	30
Fresno	11	Heavy duty garbage cans.....	30
Snap handle.....	10	Metal.....	30
Unidapt	11	Mixing	31
Weights for fresno	11	Plastic	31
Banding	12-14	Opener	31
Steel strapping	12	Caulking Guns	32
Woven polyester strapping	12	Bulk	32
Tensioner.....	13	Cartridge	32
Clip	13	Grouting.....	32
Crimper	14	Twin cartridge	32
Dispenser	14	Chalk Boxes & Crayons (TCL).....	33-34
Bars (TBS)	15-17	Chalk.....	33
Clawbar.....	15	Chalk boxes.....	33
Hickey	15	Crayons.....	34
Pry Bars.....	17	Crayon holders	34
Rocker.....	15	Paintstick.....	34
Stake puller.....	16	Pencils	33
Stripping	16	Chisels (TCH)	35-36
Wrecking.....	16	Bricklayer's set	35
Brackets (TFB, TTB).....	18-20	Carbide.....	35
Adjustable angle	18	Cold.....	35
Bull float.....	18	Concrete	35
Edger groover	19	Plugging	36
Fresno	19	Point	36
Fresno or broom	19	Stone	36
Trowel.....	19	Tooth stone.....	36
Unidapt	20	Concrete Placing	37
Brick Tongs (TBL)	20	Concrete buckets	37
Brooms (TBR)	21-23	Side shutes.....	37
Corn	21	Accordion hoppers	37
Flat wire.....	21	Elephant trunk.....	37
Floor sweep	21	Clamps.....	37
Push	22	Collars	37
Street.....	23	Hoppers	37
Steel wire	22	Coolers	38
Steel wire whisk	22	Curb Tools (TST).....	38
Whisk broom.....	22	Combination edger groover.....	38
Brushes (TBR, TPB).....	24-29	Walking edger groover (TEH, TEW)	38
Acid.....	24	Curb & gutter	38
Boot & shoe	26	Cutters (TCT).....	39
Bottle type brushes.....	29	Aviation snips	39
Cement finishing.....	26	Bolt.....	39
Deck.....	27	Chamfer	39
Dutch	27	Rebar cutter & bender	39
Mechanics.....	27	Utility knife	39
Paint	27	Darbies (TFH)	40

TABLE OF CONTENTS

Laminated resin	40	Gloves (TGL).....	64
Magnesium.....	40	Atlas	64
Mahogany.....	40	Boss.....	64
Plaster.....	40	Cotton.....	64
Diamond Blades	41-45	Golden grippers.....	64
Wet/dry cut high speed turbo	41	Jersey	64
High Speed dry cut segmented	41	Liner	64
Wet/dry cut continuous rim	41	Rubber	64
Wet/Dry cut premium segmented	42	Wool	64
Arbor bushing.....	43	Groovers (TGH, IGW)	65-72
Dry cut tuck point/crack chaser.....	43	Attachments	65
Polishing Discs.....	43	Hand bronze	65-66
Early entry	44	Hand scoring	66
Wet cut	44	Hand stainless.....	67-68
Diamond disc pads.....	45	Walking bronze	69
Diamond hand pads.....	45	Walking cast aluminum	70
Paint removal cup wheel	45	Walking magnesium.....	70
Grinding wheel	45	Walking scoring.....	70
Core bits	45	Walking stainless steel	71
Drill Bits (TDR).....	46-48	Combination	71
Rebar eater	46	Phoenix	71
SDS.....	46	Power	72
Paddle	46	Torpedo	72
Auger	47	Grout Bag (TBL)	73
Spline.....	47	Hammers (THA).....	73-76
SDS-max.....	48	Brick	73
Straight.....	48	Chipping.....	74
Drum Supplies (TBU).....	49	Engineers	74
Drum pump	49	Framing.....	75
Cradle	49	Mallet	74
Power sprayer	49	Mash.....	74
Spigots.....	49	Magnetic nail driver	74
Dust Control (TDC)	50	Nailing	75
Edgers (TEH, TEW).....	52-56	Pulverizer.....	74
Hand blue steel.....	52	Ripping.....	76
Chamfer	52	Sledge.....	76
Radius bronze	52	Stone mason's	76
Hand stainless steel	53	Handles.....	77-79
Vertical step	54	Brick trowel	77
Walking blue steel	54	Broom.....	77
Walking bronze	55	Clevis.....	77
Walking chamfer	55	Extension.....	78
Walking stainless	56	Spring clips.....	78
Edger groover	55	Hand float.....	79
Floats (TFH, TFW).....	57-62	Kumalong	79
Blue glider.....	57	Trowel	79
Bullfloats	57	Hawks (TTH)	80
Channel radius.....	58	Heating Iron	80
Hand	58-59	Hose (THS)	81-82
Walking	55	Accessories.....	81
Grout	60	Nozzle	82
Rubber	61-62	Fogging nozzle	82
Fresno (TIW)	63	Jointers (TBL).....	83-87
Blue steel.....	63	Bullhorn	83
Carbon steel	63	Cartwheel.....	83
Gas Can (ISA).....	63	Concave	84

TABLE OF CONTENTS

Convex	84	Specialty	99
Grapevine	85	Paintstick	99
Hubbard	85	Pliers (TKL)	100
Plexiglass	85	Construction wrench	100
Raker	86	End cut nippers	100
Skatewheel	83	Hog ring	100
Sledrunners	87	Ironworkers	100
Slicker	87	Plier holders	100
Knee Boards (TKP)	88	Belt	100
Denver Slider	88	Power Tools	101-112
Plastic	88	Combination core drill	101
Stainless	88	Hand held electric drill	101
Kneepads (TKP)	89	Hand held polisher	101
Foam rubber	89	Single head walk behind polisher	101
Knee pad straps	89	Dual head polisher	101
Leather	89	Grinder Roller	102
Plastic cup	89	Ceiling grinder	102
Leather Goods (TKL)	90	Angle grinder	102
Belt	90	Nut Keeper (Lock Nuts)	102
Bolt bag	90	Concrete mixer	103
Tool bag	90	Mortar mixer	103
Hammer holder	90	Rebar benders	104
Plier holder	90	Hydraulic rebar cutter	104
Tie wire reel pad	90	Re-Bar Tier RB397	105
Levels (TBL)	91	Re-Bar Tier RB655	105
Laminated hardwood	91	Cordless Super Pinner	106
Aluminum	91	Powerlite Pinner	106
Line	91	Powerlite Compressor	106
Magnetic torpedo	91	Cut off saw	107
Line (TML)	92-93	Concrete saw	107
Adjustable line stretcher	92	Masonry saw	107
Blocks	92	Blade roller kit	108
Braided masons	92	Water kit	108
Cement block line stretchers	93	Truss screed	108
Pins	93	Dust muzzles	109
Snap-over line twigs	93	Vacuum	109
Measuring Tape (TME)	94-95	Backpack Vibrator	110
Measuring	94	Vibrator Electric Motors	110
Modular spacing	94	Cordless vibrator	110
Masons tape	94	Power trowel	111
Engineers rule	95	Plate compactor	111
Mason's rule	95	Cordless Brushless Impact Hammer	112
Measuring wheel	95	Cordless Rotary Hammer Drill	112
Mixers (TMX)	96-97	Electric cord	112
Drum	96	Propane Burner	113
Oval Mixer	96	LP Gas	113
Fast	96	Pumps	113
Hand Held Paddle Mixers	97	Hand pump	113
Jiffler	97	Air grout pump	113
Jiffy	97	Air ground pump & mixer	113
Mortar (TSH, TBL)	98	Rakes (TRK)	114
Hoes	98	Asphalt lute	114
Stands	98	Bow	114
Paint (TPA, TCL)	99	Sled Style Gauge Rake	114
Marking	99	Kumalong	114
Marking tools	99	Reels (TKL)	115-116

TABLE OF CONTENTS

Belt.....	115	Big Diamond	135
Loop end.....	115	Rollerbug.....	135
Tie wire	115	Dirt	135
Tie wire premium.....	115	Tape	136
Tie wire reel.....	116	Duct.....	136
Tie wire reel pad	116	Flagging.....	136
Wire twister	116	Masking.....	136
Safety Supplies (TSA).....	116-121	Poly	136
3M respirators	116	Red Stucco.....	136
Sandström respirators	117	Shrinkwrap	136
Dust masks	118	Tarps (TPB)	137
Glasses	118	Tarp grabber	137
Goggles	118	Tie downs	137
Hard hats	119	Testing Equipment (ITW)	137
Hearing protection	119	Test cylinders	137
Ear plugs	119	Trowels (ITH).....	138-144
Vests	119	Brick.....	138
Winter hard hat liner.....	119	Bucket.....	140
Rebar caps.....	120	Bullnose pointing.....	140
Safety fence.....	121	Buttering.....	140
Flagging tape	121	Capping tool.....	140
Scarifier (ITH).....	121	Caulking.....	140
Scrapers (TSR)	122-123	Cement finishing.....	141
Spud	122	Gauging	142
Flexible	122	Knife & mud tray	142
Razor blade.....	123	Magic.....	143
Putty knife	123	Margin.....	142
Scraper angle	123	Midget.....	142
Screed (TSC)	124	Notched	142
Aluminum.....	124	Ornamental.....	142
Feather edge	124	Pipe	143
Shovels & Picks (TSH).....	125-126	Plastering	143
Round end.....	125	Pointing	144
Square end.....	125	Pool	144
Clay pick.....	126	Trowel Blades (ITW)	145-146
Pick mattock	126	Combination.....	145
Sponges (TBL).....	126	Finish	145
Hydra Sponge	126	Float.....	146
Sprayers (TCP).....	127-128	Float pan	146
Hand sprayers	127	Grinding stones	146
Power sprayers.....	128	Tubs (Tub)	147
Replacement parts	127	Metal.....	147
Stamps.....	128-132	Plastic	147
Cement name stamp	128	Mortar Buggy	147
Texture mats	129-130	Forklift Mortar Tub	147
Step Tools (TSI).....	133	Wheelbarrows (TWB).....	148-149
Blue steel.....	133	Brick	148
Plastic	133	Brick & block carts	148
Stainless steel.....	133	Concrete buggy	149
Squeegees (TSQ).....	134	Metal tub	149
Floor.....	134	Plastic tub	149
Notched	134	Solid foam fire	149
Smoother	134	Wood Blades.....	150
Gauging rake.....	134	Combination.....	150
Spike shoes	134	Sawsall	150
Tampers (TIA).....	135	Sawsall - Scraper.....	150
Concrete	135	Index.....	151-155

WE SERVE PROFESSIONAL TRADES ON:



Masons Supply Company offers the largest inventory of concrete and masonry accessories in the Northwest. And with the addition of concrete forming systems, for sale and rent, Masons is your source for all your concrete needs.

Masons has two major distribution facilities located in Portland, Oregon and Woodinville, Washington. Thirteen warehouse outlets and one large multi-function concrete forming and shoring facility in Ridgefield, WA.

Masons forming and shoring facilities offer and stock the best selection of different concrete forming and shoring systems in the Western United States. Modular hand set panels, all steel faced panels, all steel round and radius forms, aluminum beam, european clamp systems, ply wood faced gang forms for straight and radius walls. All steel or aluminum tube frame shoring systems. Hand set plywood forming systems are also available. Masons has forming systems for all heavy and light requirements.

Our forming department can also manufacture custom tailored forms and accessories to fit any job or requirements. With two full service distribution

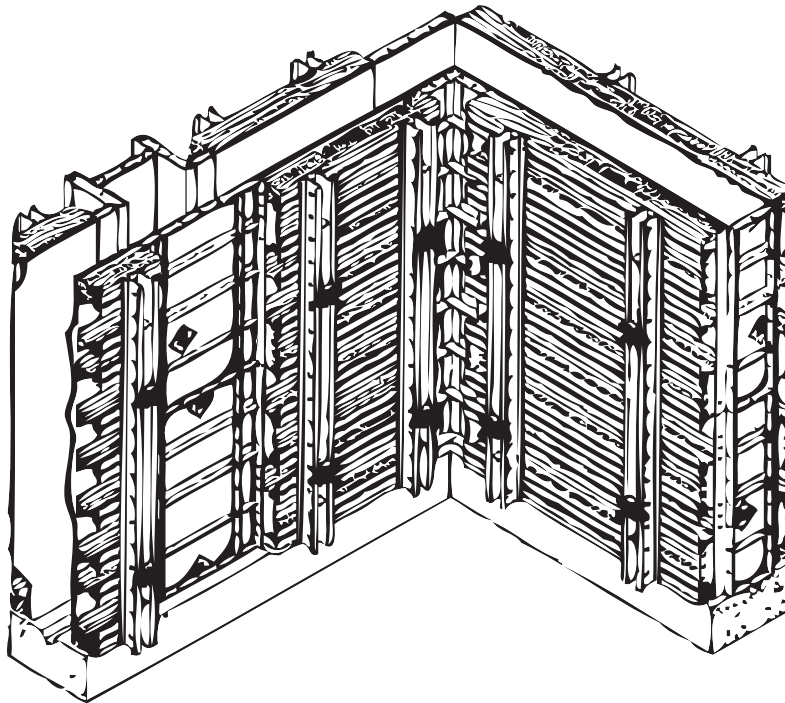
centers making it possible to pre-assemble forming systems for delivery anywhere in North America, Canada, Alaska, Mexico and the Pacific Rim.

Masons provides products to contain and enhance the designed properties of liquid concrete while it hardens. We also provide products and technical service for the repair, restoration and protection of existing concrete with the most efficient economical and technologically advanced products and services available.

In the 2000's Masons has become the premier specialty company for concrete and masonry product in the Northwest. Our only business is servicing professional contractors on all commercial, industrial and infrastructure projects.

Masons Supply Company, a locally owned and operated business is growing with the Northwest to better serve our customers. We're proud of our history and our reputation for excellence.

**EXPERTISE • PROBLEM SOLVING
MULTIPLE LOCATIONS • FAST DELIVERY**



MASONS SUPPLY COMPANY

Oregon (800) 537-3407 ♦ Washington (800) 537-6216

Clackamas | Eugene | West Eugene | Hillsboro | Medford | Portland | Salem | Ridgefield | Seattle | Tacoma | Woodinville

5

Having top quality products is only part of Masons' story.

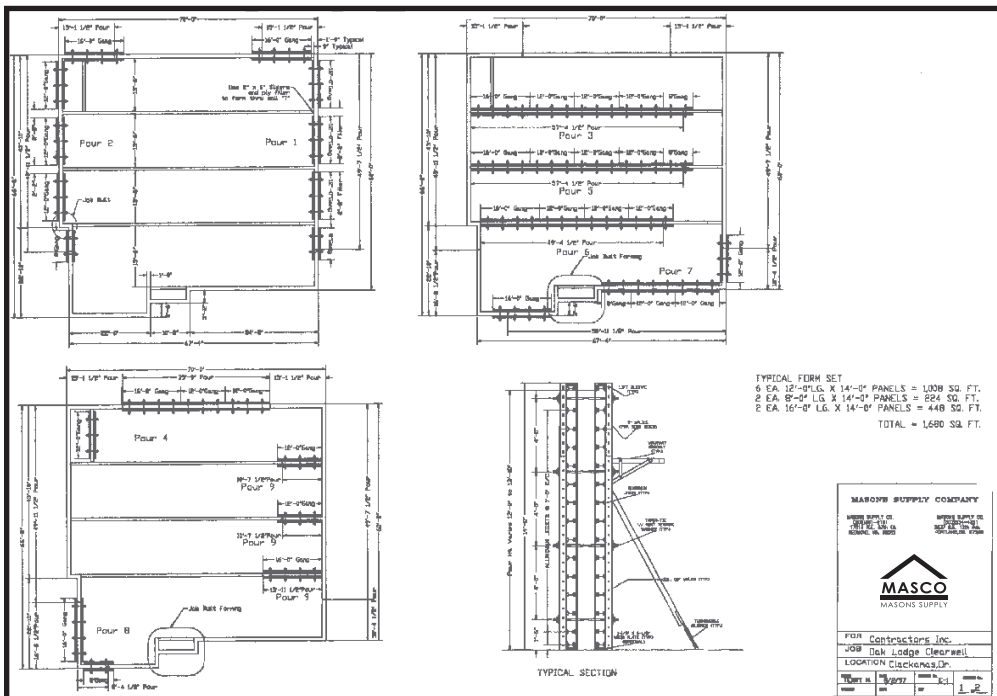
We have the service and expertise to help you get your job done on time and budget. Masons' factory trained specialists work with your project personnel every step of the way.

When you need building materials and forming systems, Masons can help you select the best products for your requirements and offer on-site technical assistance, as well as specialized equipment.

Our experienced drafting and sales staff, complete with six autocad stations are available to prepare clear and accurate computer generated sales, lay-out and detail drawings to fit your projects requirements.

Before you turn the first shovelful of dirt, Masons can be on site, unloading geotextile fabric and safety fence. Our forming department can put the final drawing together on your concrete forming layouts. Masons delivers only the best nationally recognized products and we get it to you on time.

Masons has made the investment in distribution facilities, inventory and trucks to ensure you get what you need when you need it. Masons is committed to supplying professional contractors with the best service and products available.



THE BEST PRODUCTS AVAILABLE



Masons has the largest inventory of masonry specialties, concrete forms, and accessories in the Northwest. With over 90 years of experience, Masons knows what works and offers only the best products available in the United States. We have everything you need to complete your project. Masons' comprehensive inventory includes:

CONCRETE CHEMICALS AND POWDERS

- Concrete Admixtures
- Curing and Sealing Compounds
- Epoxy Adhesives and Coatings
- Grouts and Hardeners
- Patching Material
- Sealant and Waterproofing
- Surface Retarders

CONCRETE FORMING SYSTEMS AND ACCESSORIES

- Column and Form Treatments
- Form Releases
- Forming Systems
- Tying and Handset
- Slab and Horizontal
- Tilt-Up
- Inserts
- Plastic Accessories

NEW CONSTRUCTION PROJECTS

Masons has the product and supplies to meet your total concrete and masonry requirements for every stage of your project. Masons carries a full line of products such as chemicals, admixtures, waterproofing and tools.

We offer **forming products** such as modular wood faced forming, standard steel forming, aluminum beam gang, heavy duty forming, bridge deck forming, precast curb and gutter forms, and architectural form liners. We can supply all your vertical and horizontal forming requirements.

RENOVATION PROJECTS

90 years of experience working with manufacturers and supplying **construction materials** has given us the knowledge to work with architects, engineers and contractors. We can provide the materials to restore buildings and structures to their original appearance and structure integrity.

MASONRY SPECIALISTS

- Cement and Mortars
- Color and Admixtures
- Flashing and Waterproofing
- Seismic Ties for New and Retrofit
- Seismic Anchors - Chemical and Mechanical
- Wall Ties and Reinforcing

SUBGRADE PRODUCTS

- Drainage Boards
- Geotextile Fabric and Silt Fence
- Safety Fence
- Sheet Membrane
- Vapor Barrier

TOOLS

- Concrete Placing and Finishing
- Masonry Placing and Finishing
- Power Trowels, Screeds, Mixers and Saws
- Safety Supplies

RENTAL AND SALES OF:

- Adjustable Radius Walers
- Aluminum Beams
- Column Forms
- Crane Set Forms
- Euro Clamp Wall Forms
- Euro Drop Head Deck Forms
- Handset Forms
- Overhang Brackets
- Safety Rail Post
- She Bolts and Taper Ties
- Shoring
- Soldier Beam
- Snap Ties and Accessories
- Steel Column Forms
- Steel Forms
- Steel Ply
- Ties
- Tilt-Up Braces and Accessories
- Walers

INDUSTRIAL PROJECTS

With Masons' experience, knowledge and large inventory of dependable products and supplies, we can meet your immediate requirements for **emergencies**, shut-downs and additions.

Our expert personnel can work with your engineering, construction and maintenance departments and **get you into production**. Our specialists are experts in emergency repairs on floors, walls, ceilings, and machinery bases.

CIVIL PROJECTS

Masons can support you on your road, bridge, dam, water-treatment, reservoir, and other **concrete structural projects**. Whether new construction or repair, Masons has the products you need, delivered when you need them. Our expertise is backed by over 90 years of serving the Northwest.

Whether you are in the planning, building or construction phase, keep your job on schedule with innovative ideas and proven products at competitive prices.

CALL AND ASK TO GET ANY OF OUR OTHER CATALOGS:

- ◆ Concrete Forming and Accessories
- ◆ Construction Liquid and Powder
- ◆ Forming & Shoring

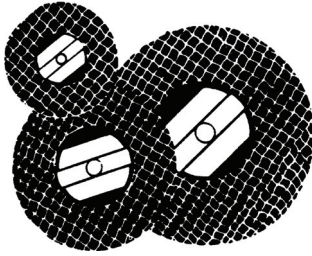
ALSO AVAILABLE ON CD & ONLINE

MASONS SUPPLY COMPANY

Oregon (800) 537-3407 ◆ Washington (800) 537-6216

Clackamas | Eugene | West Eugene | Hillsboro | Medford | Portland | Salem | Ridgefield | Seattle | Tacoma | Woodinville

ABRASIVES



CUPS

Used for grinding concrete and masonry materials. They are designed for use on hand-held, right angle grinders. Armored steel back for safety.

No.	Grit	Size	Wt (lbs)
TAB CR4	16	4" x 2" x 5/8"-11	1.10
TAB CR5	16	5-3/4" x 2 x 5/8"-11	2.25
TAB CR6	16	6-4/4" x 2 x 5/8"-11	3.50

RUB BRICKS

Fluted silicon carbide. Used for removing form and mold marks from concrete. With handles.

No.	Grit	Size	Wt (lbs)
TAB RB820	20	8" x 3 1/2" x 1 1/2"	3.50
TAB RB620	20	6" x 3" x 1"	2.25
TAB RB660	60	6" x 3" x 1"	1.75

Broken in and ready for smoothing and dressing down concrete. **With handles.**

No.	Grit	Size	Wt (lbs)
TAB RB620B	20	6" x 3 1/2" x 3/4"	2.25

Fluted on two sides. Lets you easily eliminate form and mold marks. **Without handles.**

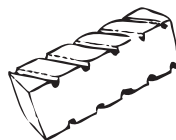

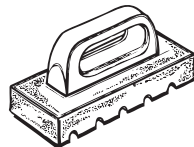
No.	Grit	Size	Wt (lbs)
TAB S620F	20	6" x 2" x 2"	1.55
TAB S820F	20	8" x 2" x 2"	2.00

Round Rub Brick with wood handle. Lightweight. Makes grinding easy. **Use one in each hand.**

No.	Grit	Size	Wt (lbs)
TAB RB620R	20	6" X 1"	.88

Handle Only

TAB RBH	-	5.75" X 1"	1.00
---------	---	------------	------



BLADES

Made for fast production cutting on saws, these blades have strong Fiberglass reinforcing molded into the abrasive bond for low cost and long life. Each blade carefully made with the exact abrasive bonding to cut the material you specify.

CONCRETE		
No.	Size	Wt (lbs)
TAB C7	7" x 5/8" for Concrete	0.32
TAB C8	8" x 5/8" for Concrete	0.48
TAB C12	12" x 1" for Concrete	1.25
TAB C14	14" x 1" for Concrete	1.50
TAB C12M	12" x 20mm for Concrete	1.25
TAB C14M	14" x 20mm for Concrete	1.50

METAL		
No.	Size	Wt (lbs)
TAB M7	7" x 5/8" for Metal	0.32
TAB M8	8" x 5/8" for Metal	0.48
TAB M12	12" x 1" for Metal	1.46
TAB M14	14" x 1" for Metal	1.84
TAB M12M	12" x 20mm for Metal	1.46
TAB M14M	14" x 20mm for Metal	1.84
TAB D12	12" x 1" for Ductile	1.46
TAB D14	14" x 1" for Ductile	1.84
TAB D12M	12" x 20mm for Ductile	1.46
TAB D14M	14" x 20mm for Ductile	1.84

RUB BRICKS

Tile setters rub bricks smooth out and dress down tile, marble, granite or concrete with these high quality 6" x 2" x 1" silicon carbide bricks. Without handles.

No.	Grit	Wt (lbs)
TAB S660	60	1.00
TAB S680	80	1.00
TAB S6120	120	1.00
TAB S6150	150	1.00

White Non Staining. Preferred by many tile workers. Will not mark or stain. 8" x 2" x 1" Silicon carbide bricks without handles.

TAB S860W	60	1.0
TAB S880W	80	1.0

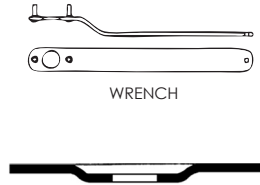
ABRASIVES



SILICON CARBIDE



PAD



WRENCH

TYPE 27



SEMI-FLEX DISCS

Semi-Flex grinding discs are recommended for aggressive grinding. T27 Silicon Carbide is made for non-ferrous materials such as cast in place, precast concrete, fiberglass, stone, epoxy and cow hooves. Because of the spiral design and air holes, the disc runs cooler which prevents loading and increases production. Discs can be used flat so the maximum surface area can be covered.

No.	Grit	Size	Wt (lbs)
TAB SC716	16	7"	0.40
TAB SC724	24	7"	0.40
TAB SC736	36	7"	0.40
TAB SC760	60	7"	0.40
TAB SC780	80	7"	0.40
TAB SC7120	120	7"	0.40
TAB SC416	16	4½"	0.20
TAB SC424	24	4½"	0.20
TAB SC436	36	4½"	0.20
TAB SC460	60	4½"	0.20
TAB SC480	80	4½"	0.20
TAB SC4120	120	4½"	0.20
For use with the above discs.			
No.	Size	Wt (lbs)	
TAB SC4P	4" x 5/8" -11 Rubber Back Up	0.40	
TAB SC7P	7" x 5/8" -11 Rubber Back Up	0.70	
TAB SCW	Spanner Wrench for above	0.20	
TAB SCN	Pads Nuts	0.10	

SURFACE CONDITIONING PADS (HOOK-AND-LOOP)

Surface Conditioning Pads are best for finishing, cleaning and light deburring on flat metal surface. Pads are designed to work with 3M surface conditioning products for better result.

No.	Size	Grit	Wt (lbs)
TAB SB412C	4½" x NH	Coarse	0.06
TAB SB7F	7" x NH	Fine	0.11
Disc Pad Holders			
TAB SBP412	4½" x 5/8"-11		0.40
TAB SBP7	7" x 5/8"-11		0.60

WHEELS

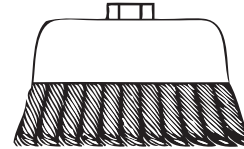
Wheels used for grinding concrete, masonry and metal materials. They are designed for use on hand-held, right angle grinders.

CONCRETE				
No.	Grit	Size	Type	Wt (lbs)
TAB D445C	16	4" x ¼" x 5/8" Open	Flat	0.20
TAB WC40	16	4½" x ¼" x 7/8" Open	Flat	0.35
TAB WC4	16	4½" x ¼" x 5/8"-11 Nut	Flat	0.50
TAB WC7	16	7" x ¼" x 5/8"-11 Nut	Flat	1.00
TAB WC7S	16	7" x ¼" x 5/8"-11 Nut	Saucer	1.00
TAB WC9	16	9" x ¼" x 5/8"-11 Nut	Flat	1.50
TAB WC9S	16	9" x ¼" x 5/8"-11 Nut	Saucer	1.50
METAL				
No.	Grit	Size	Type	Wt (lbs)
TAB D445R	16	4" x ¼" x 5/8" Open	Flat	0.20
TAB M207X	16	4½" x .040 x 7/8" Open	Flat	0.10
TAB WM40	16	4½" x ¼" x 7/8" Open	Flat	0.35
TAB WM4	16	4½" x ¼" x 5/8" -11 Nut	Flat	0.50
TAB WM7	16	7" x ¼" x 5/8" -11 Nut	Flat	1.00
TAB WM7S	16	7" x ¼" x 5/8" -11 Nut	Saucer	1.00
TAB WM9	16	9" x ¼" x 5/8" -11 Nut	Flat	1.50
TAB WM9S	16	9" x ¼" x 5/8" -11 Nut	Saucer	1.50

WIRE WHEELS

Dense filled cup brushes with threaded arbor holes for use on electric or "Air Style" right angle grinders. Flexible drives and stationary set-ups. For general duty brushing of concrete, rust, paint, etc. Comes standard with $\frac{5}{8}$ "-11 nut arbor.


No.	Size	Description	Wt (lbs)
Cups			
TAB WW4	4"	Double Row Wire Knot	2.00
TAB WW5	5"	Double Row Wire Knot	2.40
TAB WW6	6"	Double Row Wire Knot	2.40



KNOT WIRE WHEEL BRUSHES

Carbon Steel. A first run brush for cleaning welding beads. The knotted tufts offer little flexibility and cover more surface. Used for surface cleaning, rust, welds, deburring.

No.	Size	Description	Wt (lbs)
Wire Wheel			
TAB WK4	4" x $\frac{3}{8}$ " x $\frac{5}{8}$ "-11	Single Wire Knot Wheel	1.40



ADAPTORS

SNAP HANDLE

1 $\frac{1}{4}$ " push button snap adaptors allow you to use lightweight 1 $\frac{1}{4}$ " push button snap handles with threaded extension bracket assemblies.

No.	Description	Wt (lbs)
TTA SML	MALE	1.20
TTA SFL	FEMALE	1.00

1 $\frac{3}{8}$ " push button snap adaptors will adapt any screw extension bracket like magnesium bull floats to a 1 $\frac{3}{8}$ " push button snap handle.

No.	Description	Wt (lbs)
TTA SM	MALE	1.00
TTA SF	FEMALE	1.50

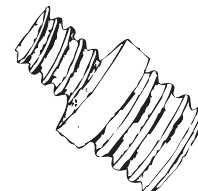
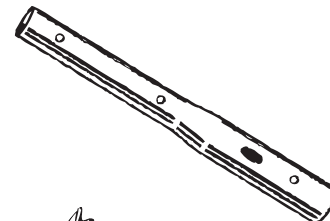
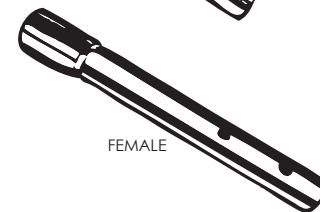
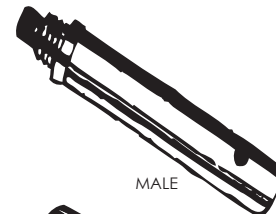
Starter adapts 1 $\frac{1}{4}$ " push button snap handles to 1 $\frac{3}{8}$ " push button snap ends.

No.	Wt (lbs)
TTA S	0.50

EXTENSION BROOM

Attach paint rollers, brooms, etc. to molded thread extension handles.

No.	Wt (lbs)
TTA T	0.10




ADAPTORS

CLEVIS STARTER

These starters will adapt any fresno, walking tool and broom to 1 $\frac{3}{8}$ " push button snap or 1 $\frac{1}{4}$ " screw extension handle.

No.	Description	Wt (lbs)
TTA SC	Snap to Clevis	1.00
TTA TC	Threaded to Clevis	1.50

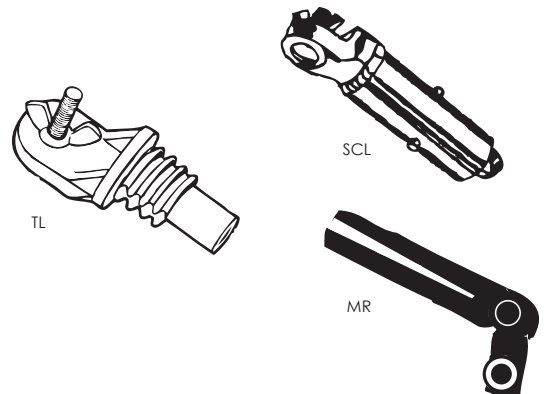


SEE BRACKETS ON PAGE 16 FOR COMPLETE SETUPS.

FRESNO

Lets you use either 1 $\frac{3}{8}$ " or 1 $\frac{1}{4}$ " handles on your fresno trowels, brooms, or walking tools.

No.	Description	Wt (lbs)
TTA TL	1 $\frac{1}{4}$ " Screw Extension	0.52
TTA SCL	1 $\frac{3}{8}$ " Snap Handle	1.00
TTA MR	1 $\frac{3}{8}$ " Snap Handle	1.00

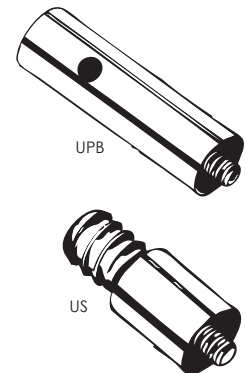


UNIDAPT

To be used with 1 $\frac{3}{8}$ " push button snap and 1 $\frac{1}{4}$ " screw extension handles.

No.	Description	Wt (lbs)
TTA UPB	Adapts to 1 $\frac{3}{8}$ " push button snap handles	1.00
TTA UBL	Adapts to 1 $\frac{1}{4}$ " push button snap handles	1.00
TTA US	Adapts to 1 $\frac{1}{4}$ " threaded extension handles	1.00

SEE UNIDAPT BRACKETS ON PAGE 18 FOR COMPLETE SET UPS.



WEIGHTS FOR FRESNO

Fits snugly over the 1/2" bar on your fresno or blue glider. These weights help achieve the right tension.

No.	Description	Wt (lbs)
TTW W	Pair 5 lbs. each	10.0



SEE BRACKETS ON PAGE 18 FOR COMPLETE SET UPS.

STEEL STRAPPING

For banding of forming materials, hardware and braces for transportation and storage. A must for all contractors for banding equipment, organization and safety concerns.

No.	Size	Wt (lbs)
W 34BAND	3/4" x 1,400 lf/roll	100.0




WOVEN CORD STRAPPING

Outperforms steel banding and provides optimum protection against serious injury. Woven Cord Strapping can absorb impacts and load shifting that would normally break steel banding, and it will not lash-back dangerously when cut. It is fast and easy to use and stays strong and tight on product without causing rust or damage. It can be fastened with a buckle or hand tied. Cargo Restraints are designed specifically for project one-way cargos, and is an economical alternative to steel banding, chains, wire rope and other blocking and bracing materials. It can quickly accommodate many different strapping methods. Stays tight during transit and is ideal for securing heavy or irregular shaped loads.




(STR KIT)


No.	Description	Size	Break Load (lbs)	Wt (lbs)
Driver's Starter Kit				
STR KIT	Includes (2) mini coils of STR S34-250, 250' each = 500', 75 pcs. of 3/4" Nitrile Buckles, Manual Leverage Bar Tensioner, Pallet Threading Wand and bonus economy 1/4" to 3/4" Tensioning Tool all in a metal tool box.	3/4"	2,425	25.00
Rolls of Woven Cord Strapping				
STR S34	3/4" Woven Cord Strap x 1640 ft/coil	3/4"	2,425	24.50
STR S34-250	3/4" Woven Cord Strap x 250 ft/mini coil	3/4"	2,425	3.70
Rolls of Cargo Restraints				
STR S114	1-1/4" x 410 ft/Coil	1-1/4"	4,400	13.00
Heavy Duty Buckles				
STR B34	3/4" Buckles - Phosphated x 1000/Ctn	3/4"	-	43.00
STR B34-100	3/4" Buckles - Phosphated x 100/Ctn	3/4"	-	4.30
STR B114	1-1/4" Buckles - Phosphated x 250/Ctn	1-1/4"	-	52.00
Tensioner				
STR T34	Economy Tensioning Tool (Not Repairable)	1/4" to 3/4"	-	3.00
STR T114	Tensioning Tool (preferred tool for woven & composite)	1" to 1-1/2"	-	8.00



(STR S34)



(STR S34-250)



(STR S114)



(STR B34)



(STR B114)



(STR T34)



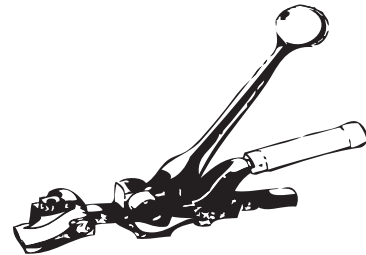
(STR T114)

BANDING

TENSIONER

Pulls steel strapping tight before crimping.


No.	Description	Wt (lbs)
W TENSTOOL	Heavy Duty	15.00



CLIP

Used to band steel strapping together.

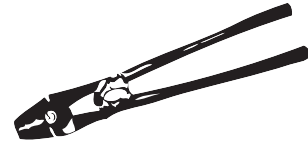
No.	Size	Qty/Ctn	Wt (lbs)
W 34CLIP	3/4" Snap-On	5,000	52.00



CRIMPER

Sets clip on steel banding.

No.	Description	Wt (lbs)
W CRIMPT	Heavy Duty	9.0



DISPENSER

Portable cart for use with steel strapping includes tray for tools, seals, etc.

No.	Wt (lbs)
W CART	100.0



BARS

CLAWBAR

A unique and innovative multi-functional wrecking bar, claw bar, and hammer all in one. The Clawbar saves time and effort on the job. Used for demolition, form tear down, heavy-duty prying, hammering and form adjustments. Has a perfectly angled claw with hammer face to persuade the toughest nails and spikes.

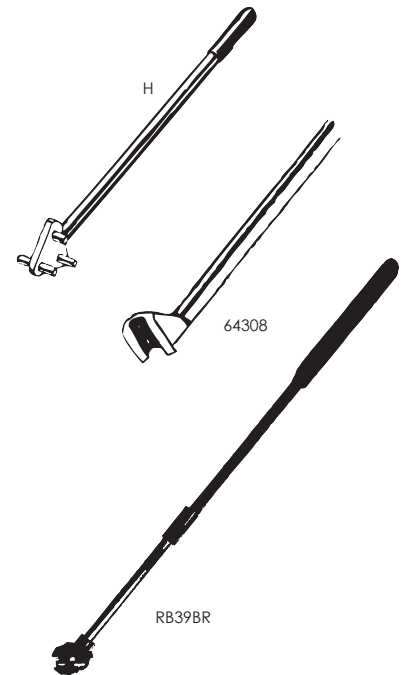
No.	Length	Wt (lbs)
TBS CBH	30"	12.00



HICKEY

Light weight rebar hickies have durable steel-alloy heads and extra strong handles.

No.	Description	Bends Rebar	Length	Wt (lbs)	
TBS H	3 Prong Hickey Bar	3, 4 & 5	36"	7.00	
TKL RB39BR	Hickey Bar	Up to 5/8"	39"	9.00	
No.	Hickey Size	Bends Rebar	Head Type & Bend Angle	Length	Wt (lbs)
TKL 64308	1	No. 3,4	Single 65	24"	3.00
TKL 64309	1a	No. 3,4	Dbl. 65 & 90	24"	4.00
TKL 64310	2	No. 5	Single 65	40"	8.00
TKL 64311	3	No. 6	Single 65	40"	9.00
TKL 64312	4	No. 7-9	Single 65	60"	16.50



ROCKER

The open claw design works hard in tight spaces, the double claw reaches into tight corners and allows you to push and pull with equal force.

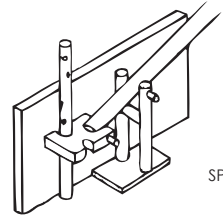
No.	Size	Wt (lbs)
TBS R24	24"	3.4
TBS R36	36"	5.5
TBS R48	48"	8.5



STAKE PULLER

A handy tools that pulls 3/4" round or 1 1/2" flat stakes without bending them. Oval handle is heavy duty tubular steel, for easy stake pulling. The best stake pullers we have found yet!


No.	Type	Wt (lbs)
TBS SP	3/4" or 1 1/2" flat	12.00
TBS SPS	3/4" round	3.00



STRIPPING

Heavy duty fabricated for leverage and stripping forms. Specially designed blade angle and hardened steel claw make easy prying.

No.	Size	Wt (lbs)
TBS S	56" x 3" wide blade	14.00
TBS S46	46" x 3" wide blade	9.00
TBS SJ	46" x 3" wide blade	7.00



WRECKING

Used for demolition of concrete and wood.

No.	Size	Wt (lbs)
TBS PB	56" Pitch Point	18.00
TBS AB	72" Angelo Bar	17.00




BARS

PRY BAR SUPERBAR

Forged, spring tempered steel for heavy duty use. The rocker head gives maximum prying power; 15" length provides excellent leverage. Includes three beveled nail slots; sharp blades for easy insertion.


No.	Description	Wt (lbs)
TBS UB	Pry Bar Superbar	24 oz.
TBS B215L	Pry Superbar XL	32 oz.



PRY BAR BEAR CLAW

Forged, tempered steel with flat claw for easy wedging and minimal wood damage. The rocker head gives excellent leverage. Black, rust resistant finish.

No.	Description	Wt (lbs)
TBS BC9	Pry Bar 9½", Bear Claw Nail Puller	12.5 oz.
TBS BC12	Pry Bar 11¾", Bear Claw Nail Puller	18.5 oz.
TBS BC14	Pry Bar 14¼", Bear Claw Nail Puller	12.75 oz.



RIPPING PRY BAR

Forged of tough, 3/4" hex, high carbon steel, 18" long. Hardened and tempered claws. Three beveled nail slots. Blue, rust resistant finish.

No.	Description	Wt (lbs)
TBS RB18	Ripping Pry Bar	40 oz.

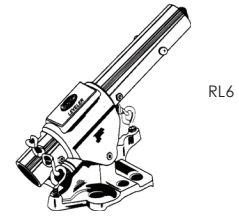


BRACKETS

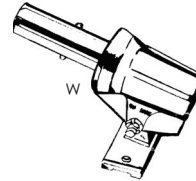
ADJUSTABLE ANGLE

Most made of rugged lightweight aluminum. Pitch of blade is controlled just turning handle, eliminating bending & lifting. All Brackets accept 1 $\frac{3}{8}$ " or 1 $\frac{1}{4}$ " push button snap handles without adaptors.

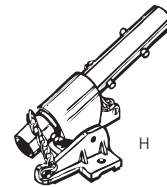
No. Aluminum	Description	Holes Pattern	Snap Handles	Wt (lbs)
TFB RKT	Rock It	2 or 4	Both	3.00
TFB H	Hustler	2	1 $\frac{1}{4}$ "	3.00
TFB W	Worm Gear	2 or 4	Both	4.00
TFB RL6	Hustler	2 or 4	1 $\frac{3}{8}$ "	3.00
TTA MR	Mini Rock It	Clevis	1 $\frac{3}{8}$ "	1.00
TFB C	Controller w/ Cable	2 or 4	1 $\frac{1}{4}$ "	2.50
PLASTIC				
TFB K2	Worm Gear	2 or 4	Both	2.00



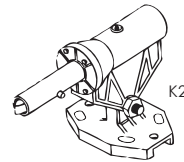
RL6



W



H



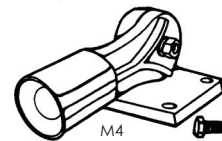
K2



RKT

BULL FLOAT

No.	Description	Wt (lbs)
4 HOLE - For use on aluminum, magnesium or wood bull floats with threaded extension or 1 $\frac{3}{8}$ " and 1 $\frac{1}{4}$ " snap handles.		
TFB M4	Complete 4-Hole Bracket - Threaded	2.20



M4


SEE ADAPTORS ON PAGES 10 & 11 FOR COMPLETE SET UPS.

BRACKETS

EDGER / GROOVER

This adapter converts any hand edger or groover into a single action walking tool.

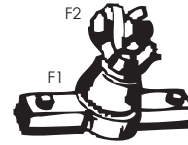
No.	Wt (lbs)
TTA CC495	1.20



FRESNO

For use on long handle fresno trowels.

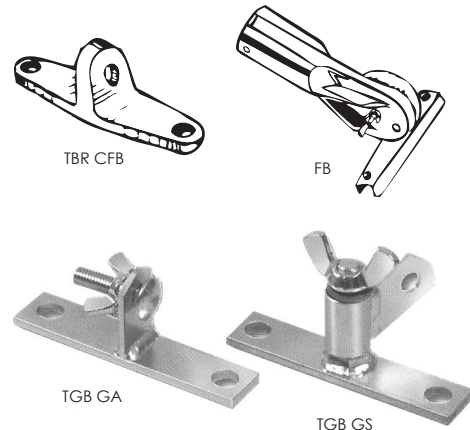
No.	Description	Wt (lbs)
TTB F1	All Angle Base	0.50
TTB F2	All Angle Top	0.50



FRESNO OR BROOM

Attach to a fresno or broom to lock the handle at the best angle for use with threaded handles.


No.	Description	Wt (lbs)
TTB FB	Threaded Extension Bracket	1.40
TGB GA	Single Action	1.20
TBR CFB	Single Action	0.40
TGB GS	Swivel Action	0.50



TROWEL

When used with a clevis adapter or clevis handle this device turns a normal finishing trowel into a small fresno.

No.	Description	Wt (lbs)
TTB TA	Single Action	0.40
TTB TS	Swivel	0.40




SEE ADAPTORS ON PAGES 10 & 11 FOR COMPLETE SET UPS.

BRACKETS




UD1



UD2



UD4



UDR

UNIDAPT

To be used for attachment for floats, brooms, groovers, edgers, screed boards etc.

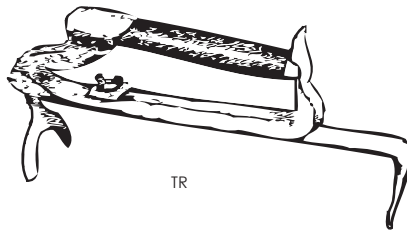
No.	Description	Wt (lbs)
TTB UD1	Attaches using a threaded stud attachment	1.00
TTB UD2	2 hole bracket	1.00
TTB UDR	Attaches using a right angle bracket	1.00
TTB UD4	Fits all 4 and 2 hole attachments	1.00

SEE UNIDAPT ADAPTORS ON PAGE 11 FOR COMPLETE SETUPS.

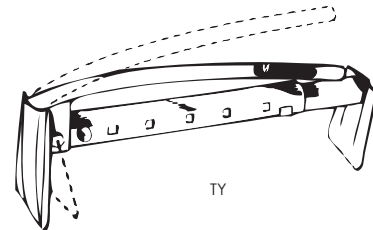
BRICK TONGS

Heavy duty and built for long wear. Quickly adjusts to carry different quantities.

No.	Size	Description	Wt (lbs)
TBL TY	16"	Good quality-yellow tube steel, 6 to 10 bricks	4.00
TBL TR	16"	Best quality-red fuller, 7 to 11 bricks	6.20



TR



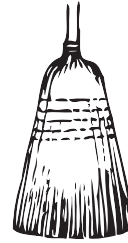
TY

BROOMS

CORN

Heavy duty corn brooms with palmyra stock center for construction sites and industrial areas where combinations of heavy debris and dust are found.

No.	Description	Wt (lbs)
TBR CORN	Warehouse	3.00



FLAT WIRE

Texture broom with flat wires, 4" lengths, broom produces a uniform rough groove surface on roads for maximum traction. Bracket accepts all clevis starters and handles (see adapters section). 1/2" and 3/4" spacing on center. 36" and 48" available.

METAL BACK No.	Size	Spacing	Wt (lbs)
TBR WF364	36"	1/2" Single Row	4.00
TBR WF366	36"	3/4" Single Row	4.00
TBR WF484	48"	1/2" Single Row	5.00
TBR WF486	48"	3/4" Single Row	5.00
TBR WFR		Replaceable Tines	0.01



FLOOR SWEEP

Oil Base- (Red Color) an easy economical way to clean all industrial floors without raising dust. Minimize washing down of floors. Perfect for warehouses. A general purpose sweeping compound for concrete, wood floors, etc.

No.	Wt (lbs)
SWEEP OIL	50.00

(Wax Base- Green Color) For use on asphalt, tile, and the various types of composition floors where other sweeping compounds may damage the floors. Made with occluded self-polishing wax, which is the same type of wax that the manufacturers of asphalt, tile, and similar types of floors recommend.

No.	Wt (lbs)
SWEEP WAX	40.00



WHISK BROOM

Made of fine broom corn. Sewed two times.
Plated ring cap.

No.	Description	Wt (lbs)
TBR WHISK	Hand Whisk 11"	0.33



STEEL WIRE WHISK

Round carbon steel wire. Staple set in a smooth sanded hardwood block.

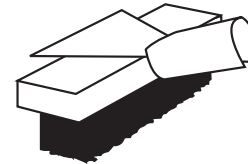
No.	Length of Trim	Wt (lbs)
TBR DUSTER	2 ⁵ / ₈ "	0.27



STEEL WIRE

Heavy Steel Bristle - Staple set in smooth sanded hardwood block for tapered handles. For cleaning sand and dirt from concrete.



No.	Size	Trim	Wt (lbs)
TBR PS10	12" x 3 ¹ / ₂ "	2"	2.00
TBR PS14	14" x 3 ¹ / ₂ "	2 ¹ / ₂ "	3.00
TBR PS16	16" x 3 ¹ / ₂ "	3 ³ / ₄ "	4.00
TBR PS24	24" includes handle w/bracket	4"	6.00
Scraper			
MAG 5SC7	7 ¹ / ₈ " x 2 ¹ / ₄ "	1 ⁹ / ₁₆ "	0.75
TBR PS15SC	15" x 2 ¹ / ₄ "	1 ⁹ / ₁₆ "	1.50



PUSH

All purpose floor brooms for concrete and wood floors.

Coarse Bristle - Hardwood Block. Requires a TBR H5W 5' threaded wood handle purchased separately.			
No.	Size	Trim	Wt (lbs)
TBR P18C	18"	3"	2.75
TBR P24C	24"	3"	3.50
TBR B	Brace included with 36" Brooms	4"	0.25
TBR P24CH	24" Includes handle & brace	3"	4.00
Very Coarse Bristle - Hardwood block. Requires a TBR H5W 5' tapered wood handle purchased separately. TBR B brace optional purchase.			
No.	Size	Trim	Wt (lbs)
TBR P24VCH	24" Includes handle with bracket	4"	4.00
Fine Bristle - 100% black horsehair, staple set in half-round clear lacquered hardwood block. Used for sweeping smooth dry floors. Requires a TBR H5WT 5' threaded wood handle purchased separately. TBR B brace included.			
No.	Size	Trim	Wt (lbs)
TBR P36F	36"	3"	5.20



BROOMS

PUSH

Medium Bristle - Hardwood Block. Requires a TBR H5W 5' threaded wood handle purchased separately. TBR B brace optional purchase.

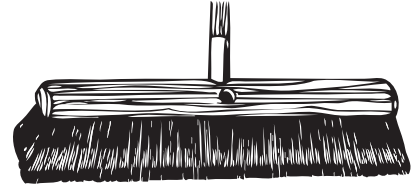
No.	Size	Trim	Wt (lbs)
TBR P24M	24"	3"	3.40
TBR B	Brace included on 36" brooms		0.25
TBR P24MH	24" includes handle w/ bracket	3/4"	3.50

Combo Bristle - Coarse inside, medium outside, hardwood block requires a TBR H5WT 5' threaded wood handle purchased separately. TBR B brace optional purchase.

No.	Size	Trim	Wt (lbs)
TBR P36CB	36"	3"	4.50
TBR B	Brace included on 36" brooms		0.25
TBR P24CBH	24" includes handle w/bracket	3"	3.50

Fine Bristle - 100% black horsehair, staple set in half-round clear lacquered hardwood block. Used for sweeping smooth dry floors. TBR B brace included.

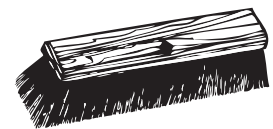
No.	Size	Trim	Wt (lbs)
TBR P36F	36" includes handle w/ bracket	3"	5.20



STREET

Heavy gauge plastic bristle. Staple set in smooth sanded hardwood block. Durable long-lasting plastic will far outlast natural fiber. Will not absorb odors or water. They will not mildew, rot or discolor. Rinses clean. For wet or dry sweeping where a rugged broom is required on rough surfaces such as concrete or asphalt, street gutters, dairy barns, highway construction, etc. Requires a TBR H6W tapered wood handle purchased separately.

No.	Size	Description	Wt (lbs)
TBR P10S	10"	2½"	1.00
TBR P18S	18"	4¼"	2.00
TBR P24S	24" includes handle w/ bracket	4¼"	2.00



ACID

Used to wash down new or old masonry surfaces with acid or detergents.

Natural bristle with wood block requires a TBR H6W tapered wood handle or TBR H5WF plastic tip handle purchased separately.

No.	Size	Trim	Description	Wt (lbs)
TBR A8N	8" x 3"	1 1/4"	Tapered Hole	0.75
TBR A8NT	8" x 3"	1 1/4"	Threaded Hole	0.75



A8NL

Tampafil with plastic block requires a TBR H5WF plastic tip with threaded handle purchased separately.

No.	Size	Trim	Description	Wt (lbs)
TBR A8T	8"	2 1/2"	Tampafil Plastic	0.85
TBR A10T	10"	2 1/2"	Tampafil Plastic	1.25
TBR A10F	10"	2 1/2"	Flagged Plastic	1.50



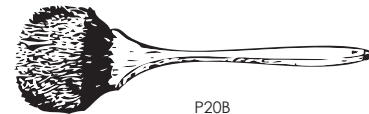
Tampafil Pot Brush with yellow bristle and plastic handle.

No.	Size	Wt (lbs)
TBR P8T	8"	0.50
TBR P20T	20"	0.85



Extra Stiff Pot Brush with blue bristle and plastic handle.

No.	Size	Wt (lbs)
TBR P8B	8"	0.50
TBR P20B	20"	0.74



P20B

BRUSHES


No.	Description	Wt (lbs)
TBR P4R	4 1/2", Tampico w/o handle	0.95



NOTES

BOOTS & SHOE

Long wearing black polypropylene bottom bristles and tough blue polypropylene side bristles. Tapered side bristles get at every portion of your shoe or boot. Removes grass, mud, dust and dirt-wet or dry. Two predrilled holes with screws allow for easy attachment to most wooden surfaces. Easy to install – place outside building or construction site and see how easy it is to keep your floors clean.



No.	Wt (lbs)
TBR BOOT	4.00

CEMENT FINISHING

Aluminum brushes are lightweight. They have black poly bristles for brushing down newly laid concrete immediately after floating. See adapter and bracket sections for complete set ups.

No.	Size	Description	Bristle	Included	Wt (lbs)
TBR AF24	24"	Black Poly	Medium	T-Bracket	1.50
TBR AF36	36"	Black Poly	Medium	T-Bracket	2.10
TBR AF36S	36"	White Poly	Extra Soft	T-Bracket	2.10
TRR AF36H	36"	Horsehair	Soft	T-Bracket	2.10
TBR AF48	48"	Black Poly	Medium	T-Bracket	2.70

Wood made for brushing down newly laid concrete surface. See adapter and bracket sections for complete set ups.

No.	Size	Description	Bristle	Included	Wt (lbs)
TBR CF24	24"	Black Poly	Med	T-Bracket	2.20
TBR CF24E	24"	Black Poly	Med Soft		1.90
TBR CF36A	36"	Nylon	Soft		3.10
TBR CF36	36"	Black Poly	Med	T-Bracket	3.10
TBR CF36E	36"	Black Poly	Med Soft		2.60
TBR CF36H	36"	Horse Hair	Soft		2.60
TBR CC174	36"	Black Poly	Extra Coarse	T-Bracket	4.00
TBR CF48	48"	Black Poly	Med	T-Bracket	3.70
TBR CF48E	48"	Nylon	Med Soft		3.60
TBR CF48H	48"	Horsehair	Soft		3.60

Broom T-Bracket for concrete finishing brushes. Parts are made of malleable, highly resistant to breakage. Supplied with bolts and nuts.

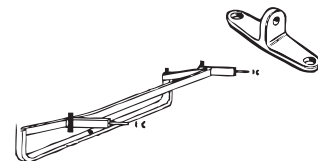
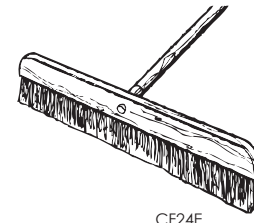

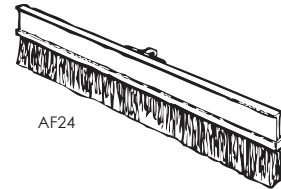
No.	Wt (lbs)
TBR CFB	0.50

Broom Adapter Bar - adapts to bullfloats, blue gliders, fresnos for cement finishing and flat wire texture brushes.

No.	Wt (lbs)
TBR CFA	3.00

Curb Brush - For hand brushing newly laid finished concrete surfaces.

No.	Size	Description	Bristle	Wt (lbs)
TBR CF12	12"	Plastic	Med	0.50
TBR CF12H	12"	Horsehair	Soft	0.50



BRUSHES

DECK

Deck brushes are filled with high quality polypropylene. Staple set in a smooth sanded hardwood block with one threaded and one tapered handle hole.

No.	Description	Trim	Wt (lbs)
TBR P10	10"	2"	1.25



Bi-BRUSH

Unique block design allows for a special two-position bristle trim which makes this an ideal cleaning tool. Stiff plastic bristles securely set in structural foam block work effectively wet or dry. Acid resistant.

No.	Description	Size of block	Trim	Wt (lbs)
TBR BL10	Blue crimped plastic	1 7/8" x 3" x 10"	1 7/8"	1.33



DUTCH

Made of Tynex nylon set in rubber. For plaster texture or smoothing or curb and step finishing.


No.	Size	Wt (lbs)
TBR PLD	7" x 1 5/8" x 1/8"	1.00



MECHANICS

Versatile brick layers brush. Wood handle with soft bristles.


No.	Size	Wt (lbs)
TBR MH	Horsehair	0.75
TBR MP	Horsehair w/ plastic	0.75
TBR MF	Silver Flag	0.75



PAINT

For industrial or commercial use. For painting fixtures, machinery and concrete. Economical throw aways.

No.	Size	Wt (lbs)
TPB 12	1/2" chip brush	0.05
TPB 1	1" chip brush	0.05
TPB1 12	1 1/2" chip brush	0.10
TPB 2	2" chip brush	0.10
TPB 212	2 1/2" chip brush	0.15
TPB 3	3" chip brush	0.15
TPB 3P	3" nylon brush	0.30
TPB 4	4" chip brush	0.20
TPB 4P	4" nylon brush	0.30



RAGS

White cotton for clean up.

No.	Wt (lbs)
TPB RAG	25.00



ROOFERS

3 knot Tampico Fiber knots are securely attached in a hardwood block with one tapered hand hole.

No.	Size	Wt (lbs)
TBR M3R	6 1/4" x 3 1/2" trim	0.50



ROLLER KIT

Convenient three piece kit containing 18" adjustable metal frame, cover and tray.

No.	Wt (lbs)
TPB 18KIT	2.50

ROLLER COVER

Painters quality roller cover is moisture resistant phenolic cores for various surfaces.

No.	Size	Nap	Wt (lbs)
TPB 9C114	9"	1 1/4"	0.20
TPB 9C4	9"	1/2"	0.20
TPB 9C2	9"	1/4"	0.20
TPB 9C6	9"	3/4"	0.20
TPB 9C8	9"	3/8"	0.20

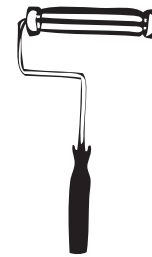
No.	Size	Nap	Wt (lbs)
TPB 18C4	18"	1/2"	0.30
TPB 18C6	18"	3/4"	0.33



ROLLER FRAME

Adjustable frame for both commercial and industrial applications. Includes adaptor to accept threaded handles.

No.	Size	Wt (lbs)
TPB 9F	9"	1.00
TPB 18F	18"	2.00



ROLLER TRAY

No.	Size	Wt (lbs)
TPB 9T	9" Metal Tray	1.00
TPB 18T	18" Poly Tray	1.00



UTILITY

Truly versatile brush, is long wearing and can be used on masonry, brick, tile, stone and concrete.


No. Tampico (Natural)	Size	Trim	Wt (lbs)
TBR UN	6 1/2" x 2"	4"	0.70
No. Tampafil (Plastic)	Size	Trim	Wt (lbs)
TBR UT	6 1/2" x 2"	3 1/4"	0.75
TBR UP	6" x 1"	3 3/8"	0.75



BRUSHES

SPIKED ROLLER

Spiked Rollers are vital for ensuring proper floor coatings materials adhesion. They are designed to be used on freshly applied floor coatings for the purpose of releasing trapped gas as well as to assist in the leveling process of self-leveling floor toppings. Requires a TBR H5WT 5' threaded handle purchased separately.

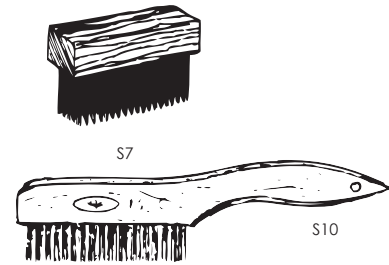


No.	Size	Trim	Wt (lbs)
TPB 9S1	9"	7/16"	3.00
TPB 9S2	9"	13/16"	3.00

WIRE BRUSH

General purpose wire brushes for rust, paint, dirt, etc.

Round Carbon - Steel Bristle			
No.	Size	Trim	Wt (lbs)
TBR S7	7 1/8" x 2 1/4"	1 3/4"	1.00
TBR S10	10" x 1"	1 1/8"	0.60
Round Stainless-Steel Bristle			
TBR S10SS	10" x 1"	1 1/8"	0.60



Round Carbon - Bristle			
No.	Size	Trim	Wt (lbs)
TBR S14	14" x 1"	1 1/8"	0.60




Round Carbon - Bristle - With scraper on end.			
No.	Size	Trim	Wt (lbs)
TBR S10SC	10" x 1"	1 1/8"	0.60
TBR S12SC	11 1/2" x 1 1/2"	1 9/16"	0.60
TBR S14SC	14" x 1"	1 1/8"	0.60



BOTTLE TYPE BRUSHES

Straight face with wire handle for cleaning out drilled holes before grouting.

No.	Size	Wt (lbs)
Nylon		
TBR BN8	1"	0.15
TBR BN6	3/4"	0.15
TBR BN5	5/8"	0.15



COAL HOD

Large capacity metal bucket with handle.
Functional pouring spout.

No.	Size	Wt (lbs)
TBU M17	17 qt. coal hod	2.50



FORTEX

Rubber pails are reinforced molded rubber that will not rust, dent, leak or chip. Resists heat and cold, acids, alkalis and most other chemicals. Heavy duty flange insures long life.

No.	Size	Wt (lbs)
TBU R8	8 qt. heavy duty rubber	3.00
TBU R12	12 qt. heavy duty rubber	4.54
TBU R18	18 qt. heavy duty rubber	5.82



HEAVY DUTY GARBAGE CANS

Plastic refuse garbage cans for your collection containment and disposal needs. Available in 32 gallon and 44 gallon round cans. Dolly available that locks to bottom of cans for easy rolling movement.

No.	Size	Wt (lbs)
TBU P32	32 gal. heavy duty garbage can	9.50
TBU P44	44 gal. heavy duty garbage can	12.50
Lids		
TBU P32L	32 gal. lid for P32	1.00
TBU P44L	44 gal. lid for P44	1.25
Can Dolly		
TBU DOLLY	Locks to the bottom of garbage cans	6.00



METAL

Heavy galvanized buckets are used for grouting, mixing, etc.

No.	Size	Wt (lbs)
TBU M14R	14 qt. w/reinforced bottom	5.00




BUCKETS

MIXING

These barrels are excellent for mixing self-leveling mortars, water storage, tool cleaning and many other things.


No.	Size	Wt (lbs)
TBU P15	15 gal. mixing barrel with handles	8.00



MIXING W/MEASUREMENTS

Convenient graduated markings in quarts, ounces and liters. Great for mixing & touch-ups. Impervious to most solvents.

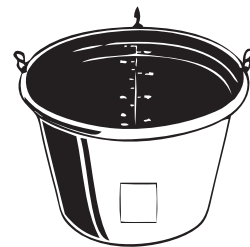
No.	Size	Wt (lbs)
TBU MX25	2-1/2 qt.	0.25
TBU MX5	5 qt.	0.50



PLASTIC

Buckets are used for small grouting and patching jobs.

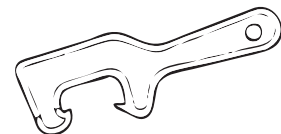
No.	Size	Wt (lbs)
TBU P1	1 gal. white STD buckets	2.00
TBU P5	5 gal. white STD buckets	4.00
TBU P8	8 qt. black high density hard poly	3.00
TBU P14	14 gal. mixing bucket	7.00
Lids		
TBU P1L	1 gal. pail lid for P1	0.25
TBU P5L	5 gal. pail lid for P5	0.75



OPENER

Bucket opener opens plastic pails and buckets without damaging seal. Rugged polypropylene plastic with hole for hanging.

No.	Wt (lbs)
TBU OPEN	0.20

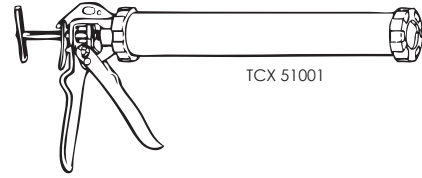


CAULKING GUNS

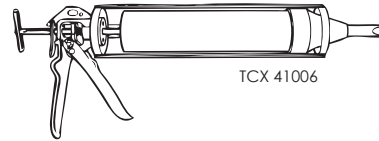
BULK

General purpose caulking gun with heavy duty ratchet. Work with caulking compounds and epoxy. Removable barrel, easy to clean.


No.	Size	Wt (lbs)
Manual		
TCX 51001	20 oz.	3.00
Nozzles and Accessories		
No.	Description	Wt (lbs)
TCX C	Yellow Cone	0.05



TCX 51001



TCX 41006



TCX C

CARTRIDGE

General Purpose drop in caulking gun.

No.	Size	Description	Wt (lbs)
Manual			
NB 150	10 oz.	Heavy Duty	1.50
TPB GUN	1/10 gal.	Economical	1.58
TPB QGUN	1 qt.	Economical	1.50
TCX 41002	1 qt.	Heavy Duty	3.00

GROUTING

Used for tuck pointing brick joints or cracks. Barrel is removable for easy cleaning.

No.	Description	Wt (lbs)
TCX 41006	1 qt. - Tuck Point Gun	4.00
TCX CYL	Replacement Barrel	1.00
TCX TPT	Tuck Point Nozzle Tip	0.50




NB 150




TPB GUN



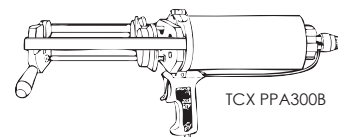
NB 535XSP



TCX PPM600X



NB 830A30



TCX PPA300B



TCX PPA600A

TWIN CARTRIDGE

Used for dispensing two component side by side epoxy adhesive cartridges.

No.	Size	Description	Wt (lbs)
Manual			
NB 535XSP	300ml x 300ml; 300ml x 150ml; 300ml x 75ml; 150ml x 150ml; 150ml x 75ml	Heavy Duty - Multi Ratio Exchangeable Plungers	5.67
EPC E101	18 oz.	Epcon C6	4.00
RL 8298	20 fl. oz.	Manual tool 13 oz. and 20 oz.	4.00
TCX PPM600X	600ml x 150ml	4:1 Ratio	4.80
TCX PPM750X	750ml x 75ml	10:1 Mix Ratio	5.00
Air Powered			
NB 830A30	300ml x 300ml; 300ml x 150ml; 300ml x 75ml; 150ml x 150ml	Multi Ratio Pneumatic Applicator*	7.00
TCX PPA300B	300ml x 300ml	22 fl. oz. Dual Cartridge	9.00
TCX PPA600A	600 ml x 150 ml	4:1 Ratio	9.00
TCX PPA750	750 ml x 75 ml	10:1 Mix Ratio	9.00
TCX PPA1500	750 ml x 750 ml	1:1 Mix Ratio	10.00

* Model 830A30 comes assembled using one ratio. To convert to other ratios, you will need to order individual Push Disks and a Push Disk Wrench or a Push Disk Kit separately. The Push Disk Kit consists of the Push Disks needed for all other conversions as well as the Push Disk Wrench which is used to remove the Push Disks from the rods.

CHALK BOXES & CRAYONS

PENCILS

Made of wood and are 7" long and 5/8" wide.
Made with strong flat lead.

No.	Wt (lbs)
TCL CP	0.02



CHALK

Is used for marking concrete or wood and comes in many different colors, sold in 8 ounce or 5 pound containers.

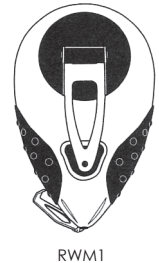
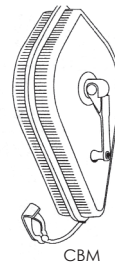
No.	Color	Size
TCL 8B	Blue	8 oz.
TCL 8FO	Florescent Orange	8 oz.
TCL 8R	Red	8 oz.
TCL 8Y	Yellow	8 oz.
TCL 5B	Blue	5 lb.
TCL 5R	Red	5 lb.
TCL 5W	White	5 lb.
TCL 5Y	Yellow	5 lb.
TCL 5FO	Florescent Orange	5 lb.



CHALK BOXES

Chalk boxes can be used as a chalk line or a plumb line and usually come with 100 ft. of line.

No.	Size	Wt (lbs)
TCL CBLG	100 lf Standard Lime Green	0.40
TCL CBM	100 lf (All Metal Design)	0.80
TCL CBNO	100 lf Standard Neon Orange	0.40
TCL CBY	100 lf Standard Yellow	0.40
TCL G130	130 lf Giant Orange	1.50
TCL RWM1	100 lf Geared Rewind, rubber-gripped (Metal)	0.50

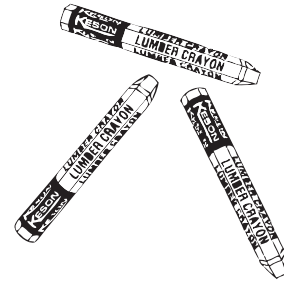


CHALK BOXES & CRAYONS

CRAYONS

An industrial marking tool, does more than mark lumber. Marks cardboard, ceramics, concrete, metal, paper, plastics, rubber etc. Crayons are formulated to make permanent marks and are waterproof and lead free.

No.	Description	Wt (lbs)
TCL CBL	Black	0.20
TCL CB	Blue	0.20
TCL CG	Green	0.20
TCL CR	Red	0.20
TCL CW	White	0.20
TCL CY	Yellow	0.20



CRAYON HOLDERS

Metal Hand Holder is made of anodized aluminum with a control button to advance or retract the crayon. Increases life and protects clothing. Heavy duty **Wood** Hand Holder has a brass ferrel, is non-retractable and has no string loop.

No.	Size	Wt (lbs)
TCL CHM	Metal Hand Holder	0.10
TCL CHW	Wood Hand Holder	0.20



PAINTSTICK

Marks on any material, surface or texture. Real paint in stick form. Ideal for layout, color coding, fabrication and identification. Marks through oil and water. Marks on smooth, rough, rusty or dirty surfaces. For use on, metal, wood plastic, concrete, rubber, glass, cardboard, and paper. Size is 11/16" x 4 3/4". Marking range is -50° to 150°F.

No.	Description
TCL PB	Type B Blue
TCL PBL	Type B Black
TCL PFG	Type F FLOR Green
TCL PFO	Type F FLOR Orange
TCL PFP	Type F FLOR Pink
TCL PY	Type B Yellow

No.	Description
TCL PG	Type B Green
TCL PGR	Type B Grey
TCL PO	Type B Orange
TCL PR	Type B Red
TCL PW	Type B White




CHISELS

BRICKLAYERS SET

The best tool for cutting brick. Forged from the finest tool steel, well tempered, properly balanced for a comfortable hold.


No.	Size	Wt (lbs)
TCH B212	2½" x 8"	0.84
TCH B3	3" x 8"	1.16
TCH B4	4" x 8"	1.24
TCH B5	5" x 8"	1.64
TCH B4R	4" x 8¾" Rubber Grip	1.25



CARBIDE

Chisels have inserted tips which will hold cutting edge much longer than tempered chisels. They are sharpened in a way to ensure against chipping the file next to the one being removed.


No.	Size	Wt (lbs)
TCH CT2	¼"	0.10
TCH CT3	⅜"	0.20
TCH CT4	½"	0.30



COLD

Forged from the finest tool steel, well tempered, properly balanced for comfortable fit.

No.	Size	Wt (lbs)
TCH C1	1"x12"	1.08



CONCRETE

Tough, high grade steel bull point with edge that starts easier, cuts faster and lasts longer. Made with forged target head to speed hammering.

No.	Size	Wt (lbs)
TCH C2	1⅞"x10"	0.84
TCH C3	2⅞"x12"	1.42
TCH C212	2½"x10"	1.08



PLUGGING

Forged from the finest tool steel, well tempered, properly balanced for a comfortable hold.

No.	Size	Wt (lbs)
TCH PL	10" x 4½" x 3/16"	0.76



POINT

Used to lift high spots off stone and to shape stone.

No.	Size	Wt (lbs)
TCH P	12" x ¾"	1.62



STONE

Forged from the finest tool steel, well tempered, properly balanced for a comfortable hold.

No.	Size	Wt (lbs)
TCH S114	8" x 5/8" x 1¼"	0.84
TCH S134	8" x ¾" x 1¾"	0.90
TCH S214	8" x ¾" x 2¼"	1.40
TCH S234	8" x 7/8" x 2¾"	1.40



TOOTH STONE

Used for scoring soft stone. Strong sharp teeth cut clean and accurately.

No.	Size	Wt (lbs)
TCH T114	8" x 5/8" x 1¼"	0.90
TCH T214	8" x ¾" x 2¼"	1.30
TCH T234	8" x 7/8" x 2¾"	1.38



CONCRETE PLACING

CONCRETE BUCKETS


The "R" Series Concrete Bucket is 30% to 50% lighter than most standard steel buckets of the same capacity. The Double Clamshell 16" diameter gate featuring the patented GarBro venturi throat is non-jamming, grout tight, and self-closing. A variety of attachments are available for all "R" series buckets, including rubber accordion hoppers, side chutes, air operated gate systems, and extensions collars.



No.	Rated Capacity Cu. Yds.	Level Capacity Cu. Ft.	Outside Dia. In.	Wt (lbs)
GA 413R	½	13.50	38	257
GA 427R	1	27.50	56	400
GA 440R	1½	40.50	63	491
GA 454R	2	54.00	70	642
GA 483 R	3	83.00	70	800

Sides Chutes - Available with "R" series round buckets to concrete discharge to the side.

Rubber Accordion Hoppers - These hoppers funnel concrete from a bucket into narrow forms and prevent segregation due to free fall.



No.	Description	Length Below Bucket	Discharge Opening	Wt (lbs)
GA 409E	All "R" and "G" Round	3 lf	8"	21.00

ELEPHANT TRUNK

Elephant trunks are available in either 8" or 12" diameters. Sold in 50 ft lengths.

No.	Size	Wt (lbs)
GS 682	8"	43.00
GS 683	12"	64.00



CLAMPS

Steel clamps are furnished in one size that adjusts to fit both the 8" and 12" steel collars and hoppers.

No.	Size	Wt (lbs)
GS 690	One size fits all	0.06



COLLARS

Steel collars are available in either 9" or 8" diameters or 13" to 12" diameters.

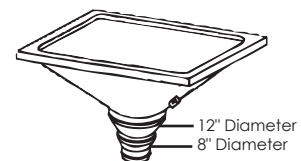
No.	Size	Wt (lbs)
GS 688	9" to 8"	3.00
GS 689	13" to 12"	4.00



HOPPERS

Hoppers are fabricated from high density polyethylene plastic, giving a rugged and sturdy product while at the same time being very lightweight. The system can be easily assembled and handled by one man. Adjustable hopper size 12" and 8".

No.	Size	Wt (lbs)
GS 484	36"x36"	25.00



COOLER

Plastic insulated water cooler. Wide mouth pressure fit lid with molded in contour handle.

No.	Size	Wt (lbs)
WC 451	5 gal	7.50
WC CD	Cup Dispenser - holds 200 paper cups	0.52
WC CUP	Paper cups - 200	0.75
WC 9551	Cooler Bracket for 5 gal.	6.30



CURB TOOLS


COMBINATION EDGER GROOVER

An exceptionally handy tool. Forms top of curb and cuts groove in one pass.

Hand Edger Groover

Hand held edges and grooves driveway approach, with 2" shine.

No.	Size	Radius	Groove	Wt (lbs)
TEH 1266C	6" x 12"	3/4"	1/4"	2.00
TEH 1066C	6" x 10"	3/4"	1/4"	1.90
TEH 864C	6" x 8"	1/2"	1/4"	1.80
TEH 866C	6" x 8"	3/4"	1/4"	1.80




WALKING EDGER GROOVER

Edges and grooves driveway approach. 360° angle allows working from different angles. Supplied without handle to allow different set ups.

No.	Size	Radius	Groove	Wt (lbs)
TEW 866C	8"x6"	3/4"	1/4"	2.00

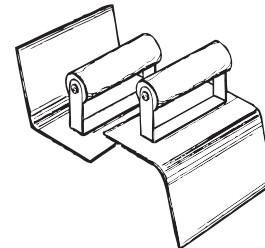
SEE ADAPTERS ON PAGES 10 & 11 FOR COMPLETE SETUPS.



CURB & GUTTER

This stainless steel, rivet free hand tool is formed to fit the exact contour.

No.	Length	Width	Radius	Wt (lbs)
Curb Tool				
TST 562	6"	5"	2"	1.00
TST 563	6"	5"	3"	1.10
TST 56112	6"	5"	1 1/2"	1.20
Gutter Tool				
TST 46112	6"	4 1/2"	1 1/2"	1.20
TST 462	6"	4 1/2"	2"	1.20
TST 463	6"	4 1/2"	3"	1.40

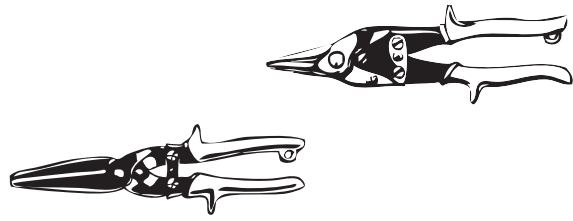


CUTTERS

AVIATION SNIPS

Top grade double-action snips ideal for use on metal lath. Comfortable plastic grips for safety.

No.	Description	Wt (lbs)
TCT AS	Straight & Combination	0.86
TCT ASL	3" blade extra long	1.00

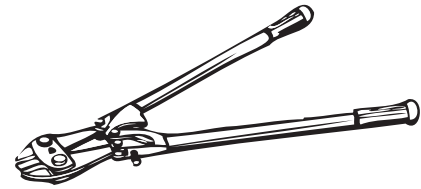


BOLT

Cuts soft or medium hard metals. Used for cutting of wire, bolts, rivets, screws, nails and cotter pins.

No.	Size	Cut Capacity	Wt (lbs)
TCT B12	12"	3/16"	2.00
TCT B14	14"	1/4"	2.50
TCT B18	18"	5/16"	3.75
TCT B24	24"	3/8"	6.75
TCT B30	30"	1/2"	9.50
TCT B36	36"	5/8"	14.25
TCT B42	42"	3/4"	20.00

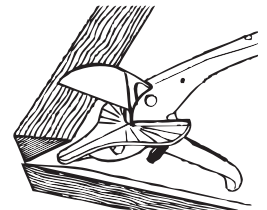
Note: Replacement jaws can be special ordered.



CHAMFER

No.	Description	Wt (lbs)
CFA WCUT	Chamfer cutter	1.00
CFA WCUTR	Replacement blades	0.50
CFA WSNIP	Miter snips	1.00
CFA WSNIPR	Replacement blades	0.50

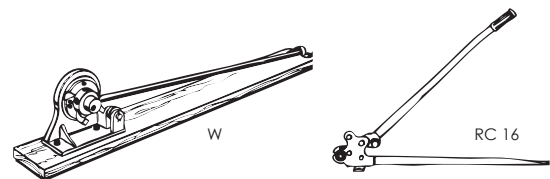
For quick, clean cuts in wood chamfer up to 1". Hardened steel blade slices through most soft woods easily. Anvil acts like a chopping block, supporting the chamfer as the blade passes through it. A built in fence to either side of the blade assures perfect 45 degree miters every time. German crafted, pocket size; lock tight for safe carrying and quickly disassembled for sharpening.



REBAR CUTTER & BENDER

Cuts and bends rebar all in one tool.

No.	Description	Size	Cuts	Bends	Wt (lbs)
Side Feed					
TCT W	Willard	66"x7 1/2"	5/8"	5/8"	70.00
Drop-in					
TCT RC16	Hit	52"x7 1/2"	5/8"	5/8"	35.00
TCT RC19	Hit	57"x7 1/2"	3/4"	5/8"	55.00
Replacement Jaws					
TCT WR	Willard		3/4"		1.00
TCT RCR16	Hit	For R16	5/8"		9.00
TCT RCR19	Hit	For R19	3/4"		13.00



UTILITY KNIFE

This adjustable quality knife locks in 3 positions. Extra blades stored in handle.

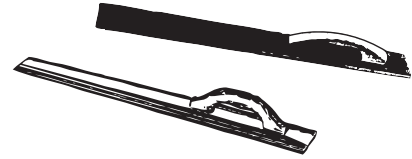
No.	Size	Wt (lbs)
TCT U	6" with Retractable Blade	0.36
TCT UR	Replacement Blades (5 pkg)	0.01



LAMINATED RESIN

1 Loop Handle - Same as our other floats. $\frac{3}{8}$ " thick; has rounded corners and broken in shape. Ready to use. Tapered is $3\frac{1}{2}$ " wide at the heel, tapers to $2\frac{1}{4}$ " at the toe.

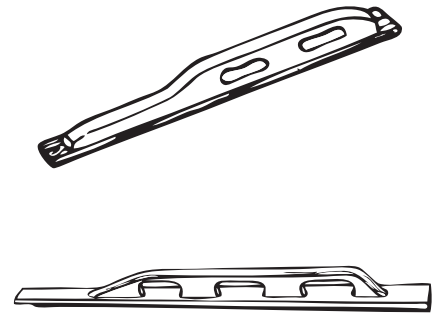
No.	Size	Wt (lbs)
TFH L30	30" x $3\frac{1}{2}$ " Straight	2.50
TFH L30T	30" Tapered	2.50



MAGNESIUM

Made of standard hard magnesium alloy extrusion and are very light weight. Same lightweight durable magnesium as the shorter floats. Both ends are beveled and the blade is broken in with rounded corners. Tapered is $3\frac{1}{8}$ " wide at the heel, tapers to 2" at the toe.

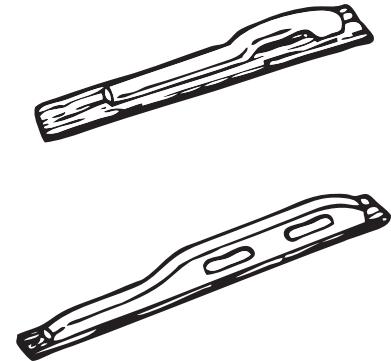
No.	Size	Wt (lbs)
1 Loop Handle		
TFH M30	30" x $3\frac{1}{4}$ "	2.40
TFH M30T	30" x $3\frac{1}{8}$ " Tapered	2.20
TFH MF24	24" x $3\frac{1}{2}$ "	2.00
2 Loop Handle		
TFH MF30	30" x $3\frac{1}{2}$ "	3.25
TFH MF36	36" x $3\frac{1}{2}$ "	3.75
3 Loop Handle		
TFH MF42	42" x $3\frac{1}{2}$ "	4.25
TFH MF48	48" x $3\frac{1}{2}$ "	4.75



MAHOGANY

Made of the best, straight grain, kiln dried, imported mahogany. Darbies are tapered from $3\frac{1}{2}$ " at the heel to $2\frac{1}{4}$ " at the toe $\frac{1}{2}$ " thick. Very popular with concrete finishes.

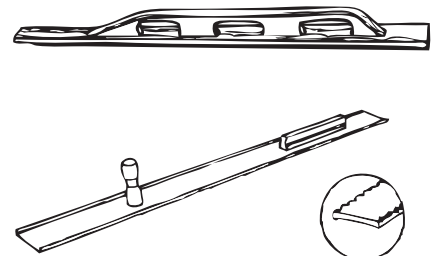
No.	Size	Wt (lbs)
1 Loop Handle		
TFH W24	24"	2.00
TFH W28	28"	2.50
2 Loop Handle		
TFH W36	36"	3.00
3 Loop Handle		
TFH W-45	45"	3.50



PLASTER

These darbies are ideal for creating just the right drag or cut for undercoat. Both serrated and smooth available.

No.	Size	Wt (lbs)
Serrated		
TFH P48SD	48" x $3\frac{1}{2}$ " x $\frac{1}{4}$ ", Double	2.00
TFH P48S	48" x $3\frac{1}{2}$ ", Single	2.00




DIAMOND BLADES

WET/DRY CUT HIGH SPEED TURBO

Masons stocks three types of high speed turbo blades, Diamond Products, Pearl Abrasives and Disco Sea America. They are made for fast cutting and cool running in the toughest environment.

No.	Diameter	Arbor	Color	Wt (lbs)	Recommended Material
PA DIA4SDG	4" x .070	7/8 - 5/8"	Gold	0.50	BRICK
PA DIA4.5SDG	4.5" x .080	7/8 - 5/8"	Gold	0.50	
DP T7HHP4.5	4.5" x .080	7/8 - 5/8"	Orange	0.50	
DO 4.5EXCEL	4.5" x .080	7/8 - 5/8"	Blue	0.50	CURED CONCRETE
DO 7EXCEL	7" x .095	Diamond 5/8"	Blue	1.00	
DP T7H7	7" x .095	Diamond 5/8"	Orange	1.00	STONE
PA DIA7SDG	7" x .080	Diamond 5/8"	Gold	1.00	
DP T7H10	10" x .110	1"-20mm	Orange	3.00	
PA DIA10SDG	10" x .080	Diamond 5/8"	Gold	3.00	ROOF TILE
DO 10EXCEL	10" x .110	Diamond 5/8"	Blue	3.00	
DP T7H12	12" x .125	1"-20mm	Orange	3.00	
DP T7H14	14" x .125	1"-20mm	Orange	5.00	
DP T7H16	16" x .125	1"-20mm	Orange	7.00	
DP T7H20	20" x .140	1"-20mm	Orange	10.00	CONCRETE PIPE

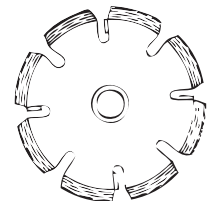
Not recommended for soft abrasive material. Customized blade bond for extremely hard or very soft abrasive material can be special ordered. Also special diameter and arbor hole sizes available upon request.



HIGH SPEED DRY CUT SEGMENTED (ECONOMY)

Fast cutting Diamond Blades for concrete & stone.

No.	Diameter	Arbor	Color	Wt (lbs)	Recommended Materials
DP 4.5SB	4.5" x .070	7/8"	Blue	0.50	Concrete & Stone
DP 7SB	7" x .080	7/8"	Blue	1.00	Concrete & Stone



WET CUT CONTINUOUS RIM

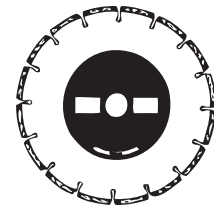
Wet cut continuous rim blades are designed to cut ceramic & porcelain tile without chipping the tile.

No.	Diameter	Arbor	Color	Wt (lbs)	Recommended Materials
DO 10TILE-P	10" x .065	5/8"	Yellow	1.00	Porcelain

WET/DRY CUT PREMIUM SEGMENTED

Our Premium diamond segmented blades are made from the highest quality industrial diamond. They will provide contractors fast cutting and long life. The features include - laser welded segments, high diamond concentration, .125 high speed core and pin hole. The high speed core allows the blade to run on a Quicky saw as well as a brick saw. The pin hole also allows the blade to run on a low HP walk behind saw that saves the contractor from purchasing several blades for each piece of equipment.

No.	Diameter	Arbor	Wt (lbs)
Stone - High Aluminum Fire Brick, High PSI Concrete (Blue Color)			
DP 12CA	12" x .125	1"	3.00
DO 12STN	12" x .125	1"	3.00
DO 14STN	14" x .125	1"	5.00
DP 14SABRE	14" x .125	1"	5.00
DO 20STN	20" x .135	1"	11.0
DP 14CA	14" x .125	1"	5.00
Cured Concrete - Hard Brick (Green Color)			
DP 12CC	12" x .125	1"	3.00
DP 14CC	14" x .125	1"	5.00
DP 14IP-S	14" x .125	1"	5.00
DP 18PF80	18" x .125	1"	9.00
DP 20PF80	20" x .125	1"	10.00
No.	Diameter	Arbor	Wt (lbs)
Medium Brick, Block (Red Color)			
DP 12BRICK	12" x .125	1"	3.00
DP 14BRICK	14" x .125	1"	5.00
DO 20BB	20" x .135	1"	10.00
No.	Diameter	Arbor	Wt (lbs)
Asphalt, Green Concrete (Black Color)			
DP 14AC	14" x .125	1"	5.00
DP 18PF89	18" x .125	1"	9.00
DP 20PF89	20" x .125	1"	10.00
Different arbor sizes and blade diameters available on special order. PF 89 comes with two undercut segments for core protection.			



Call for assistance from our Diamond Blade Specialist.

DIAMOND BLADES

ARBOR BUSHING

Adapt your blade to fit your saw.

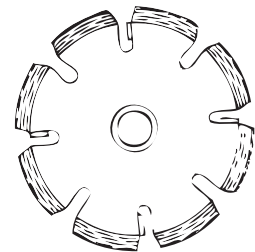
Size	Wt (lbs)
1" to 20 mm arbor adapters.	0.10



DRY CUT TUCK POINT AND CRACK CHASER

Tuck pointing blades and crack chasers will save time and money. They are extremely fast cutting and long lasting!

No.	Diameter	Arbor	Color	Wt (lbs)
Tuck Point				
DP 4TP	4" x .250	7/8" - 5/8"	Orange	2.00
DP 5TP	5" x .250	7/8" - 5/8"	Orange	2.50
DP 7TP	7" x .250	7/8" - 5/8"	Orange	3.00
Economy				
DP 4.5TPSB	4.5" x .250	7/8"	Blue	2.25
No.	Diameter	Arbor	Color	Wt (lbs)
Crack Chaser, Tapered Blade				
DO 4CC	4"	5/8" nut	Gold	2.00
PA 4CC	4"	5/8" nut	Green	2.00
PA 7CC	7"	5/8" nut	Green	3.00
Economy				
DP 4CCSB	4"	5/8" nut	Blue	2.00




POLISHING DISCS

No.	Size	Qty/Pack
Cup Wheels - efficiently grind all types of concrete, masonry, brick, block and stone. Coarse grit used for basic grinding and removal.		
DP CW35	5" x 35 coarse grit wet, 12 segment	3/pack




CUP WHEELS

No.	Size	Qty/Pack
Hard Wet Resin Polishing Pads - combine the benefits of resin and its ultra smooth finish with the longevity of diamonds. Wet resin discs last up to 4 times longer than dry discs when used correctly with water. Available in 50 through 3000 grit (although typical wet sequence used is through 400 grit).		
DP WP50	5" x 50 grit	3/pack
DP WP100	5" x 100 grit	3/pack
DP WP200	5" x 200 grit	3/pack
DP WP400	5" x 400 grit	3/pack



WET RESIN PADS

No.	Size	Qty/Pack
Dry Resin Polishing Pads - can produce a mirror finish quickly and easily. Available in 800 and 1500 grits.		
DP DP800	5" x 800 grit	3/pack
DP DP1500	5" x 1500 grit	3/pack
Disc Pad Holder		
DP DP5	5" x 5/8"-11	0.40

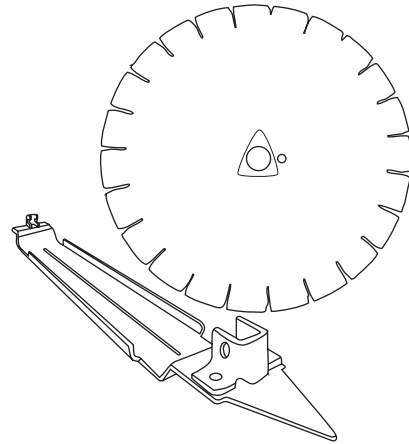


DRY RESIN PADS

EARLY ENTRY

These diamond blades are specifically designed for Early Entry machines. Supplied with 1/8" thick Stainless Steel Skid Plate, steel mounting pins that won't break, mounted with a locking pin to keep the plate in place. Skid Plate fits both Steel and Cast Skid Plate Saws.

No.	Diameter	Aggregate	Color Code
MS 6EE-P	6" x .095	Hard	Purple
MS 8EE-P	8" x .100	Hard	Purple
MS 10EE-P	10" x .110	Hard	Purple
MS 12EE-P	12" x .125	Hard	Purple
MS 6EE-R	6" x .095	Medium	Red
MS 10EE-R	10" x .110	Medium	Red
MS 6EE-G	6" x .095	Medium Hard	Green
MS 8EE-G	8" x .100	Medium Hard	Green
MS 10EE-G	10" x .110	Medium Hard	Green
MS 12EE-G	12" x .125	Medium Hard	Green
MS 13.5EE-G	13.5" x .125	Medium Hard	Green



WET CUT

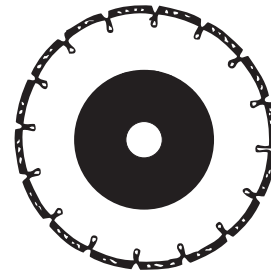
Our wet cut blades are geared with the professional in mind. They are made with the finest industrial diamond. They can be ordered in diameters from 12" to 60". Blade thickness from .110 to .500. Our asphalt and concrete blades are leaders when it comes to cutting speed. We recommend that you talk with one of our diamond blade specialists when ordering professional wet blades.

Recommended Equipment:

- Slab Saws 35HP & up *
- Wall Saws
- Grooving Machines
- Stone & Refractory Saws

* We recommend our Wet/Dry Segmented Blades for Low HP Saws (18 HP or less). See Dry Cut Segment.

CALL FOR ASSISTANCE FROM OUR DIAMOND BLADE SPECIALIST FOR PRICING AND ORDERING.



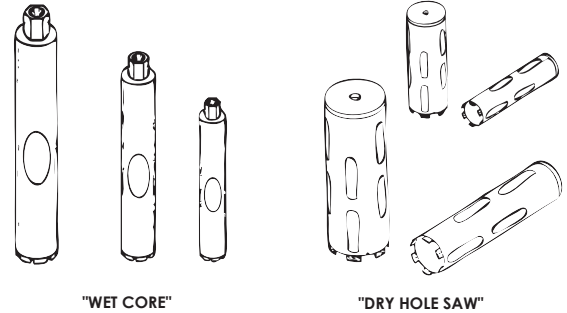
DIAMOND BLADES

CORE BITS

Masons core bits are the very best money can buy! Our bits are manufactured in the USA. We stock premium and heavy duty grade. But you have eight other grades to choose from. Diameter sizes range from 1/2" to 48" with a standard coring depth of 13". You can have any length of bit made on special order. All bits are laser welded at the diamond segment to ensure segment loss. Listed below are some features available.

Turbo Segment	Fast drilling - Long life
Wide Spaced Segment	Fast drilling - High production
Thin Walled	Fast drilling - Hand held drills
Continuous Crown	Chip free - Ceramic tile, Granite & Marble Prestressed cable, Loose rebar
Dry Cut Bit	Soft brick/block applications
Open Back Bit	Easier bit retrieve when hung up
Threaded Bit Barrels	Good for deep drilling
Diamond-Carbide Duct Bits	Drills concrete down to metal duct Flip lever carbide teeth engage to drill out metal duct raceway


We suggest you call and talk with our Diamond Equipment Specialist so we can recommend the right bit for you.



DIAMOND DISC PADS (HOOK-AND-LOOP)

Diamond Disc Pads deliver cutting-edge finishing and grinding. It's the perfect product for concrete grinding, sanding and buffing applications. Attaches discs securely to your tools and allows fast and easy replacement.

No.	Grit	Size	Color	Type	Wt (lbs)
TAB DP125	120	4" x 1" open	black	flexible	0.40
TAB DP74	220	4" x 1" open	red	flexible	0.40
TAB DP40	320	4" x 1" open	yellow	flexible	0.40
Disc Pad Holder					
TAB DP4	---	4" x 5/8" - 11	center water feed		0.40



DIAMOND HAND PADS

Color-coded hand pads combine the durability and aggressiveness of diamond in a high strength, flexible backing. Shaping rapid stock removal, torch-up and repair on concrete ceramics, stone, marble, glass, composites and hand materials.

No.	Size	Grit	Color	Wt (lbs)
TAB HP125	2 1/4" x 3 3/4"	120	Black	0.73
TAB HP74	2 1/4" x 3 3/4"	220	Red	0.73
TAB HP40	2 1/4" x 3 3/4"	320	Yellow	0.73

PAINT REMOVAL CUP WHEEL

Poly Crystalline Diamond Cup Wheel specifically designed to remove epoxy paint, and elastomeric coatings. 5/8"-11 threaded hub. **Should not be used for grinding.**

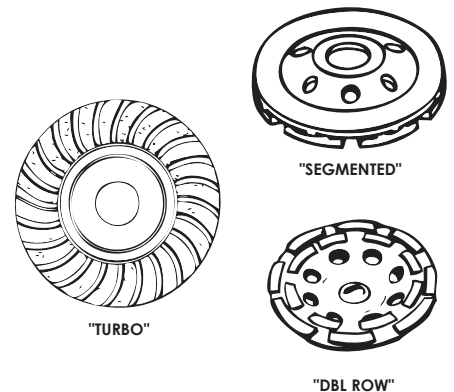
No.	Size	Wt (lbs)
DP 4.5PCD	4 1/2" x 5/8"-11	1.50
DP 7PCD	7" x 5/8"-11	2.00



GRINDING WHEELS

High Speed Dry Turbo & Segmented Grinding Wheels come in three types, Turbo, Single Row and Double Row. Also 3 Grits: (aggressive), Medium (Smoothing) and Fine (Polishing). Arbors may be ordered without nut. They are substituted with 7/8" hole with 5/8" insert.

No.	Diameter	Arbor	Grit/Style	Color	Wt (lbs)
DO 4PWCH	4"	5/8"-11	Coarse/Turbo	Gold	1.00
DO 4PWFN	4"	5/8"-11	Fine	Gold	1.00
PA 4PWCH	4"	5/8"-11	Coarse/Turbo	Green	1.00
DO 5PWCH	5"	5/8"-11	Coarse/Turbo	Gold	1.50
DP 4HDBLCUP	4"	5/8"-11	Medium/Dbl Row	Blue	1.00
DP 7HDBLCUP	7"	5/8"-11	Medium/Dbl Row	Blue	2.00
DO 7PWCH	7"	5/8"-11	Coarse/Turbo	Gold	2.00
Economy					
DP 4.5DBLSBCUP	4.5"	5/8"-11	Dbl Row	Blue	1.25
DP 7DBLSBCUP	7"	5/8"-11	Dbl Row	Blue	2.00



DRILL BITS



REBAR EATER

The answer to drilling through rebar in concrete! No more broken or shattered hammer bits; now you can drill through the rebar and not have to relocate the hole to avoid the rebar. Straight Shank.

No.	Diameter	Wt (lbs)
TDR RB-6	3/8" x 8"	0.30
TDR RB-8	1/2" x 12"	0.60
TDR RB-10	5/8" x 12"	0.80
TDR RB-12	3/4" x 12"	1.10
Removable Shank		
TDR RB-14	7/8" x 12"	0.90
TDR RB-16	1" x 12"	1.10
TDR RB-20	1 1/4" x 12"	1.30



PADDLE

Forged in one piece from special high analysis tool steel. Heat treated length to give overall strength. Shanks will not twist off.

No.	Size	Wt (lbs)
TDR WB500	1/2"	0.07
TDR WB916	9/16"	0.07
TDR WB625	5/8"	0.07
TDR WB750	3/4"	0.07
TDR WB1316	13/16"	0.07
TDR WB875	7/8"	0.07
TDR WB1516	15/16"	0.07
TDR WB1	1"	0.07
TDR WB1125	1 1/4"	0.10
TDR WB112	1 1/2"	0.10



SDS

SDS carbide bits are designed for use in a rotary hammer equipped with an SDS (slotted drive shaft) type chuck. The bits can be used to drill concrete, block, brick, and soft stone.

No.	Size	Usable Length	Wt (lbs)
TDR 207-3-4	3/16" x 4 1/2"	2 1/2"	0.01
TDR 207-3-6	3/16" x 6"	4"	0.01
TDR 207-3-10	3/16" x 10"	8"	0.20
TDR 207-3-14	3/16" x 14"	12"	0.20
TDR SR055	7/32" x 14"	12"	0.20
TDR 207-4-4	1/4" x 4"	2"	0.01
TDR 207-4-6	1/4" x 6"	4"	0.10
TDR 207-4-8	1/4" x 8"	6"	0.20
TDR 207-4-14	1/4" x 14"	12"	0.30
TDR 207-6-6	3/8" x 6"	4"	0.20
TDR 207-6-10	3/8" x 10"	8"	0.21
TDR 207-6-14	3/8" x 14"	12"	0.40
TDR 207-7-12	7/16" x 12"	10"	0.20
TDR 207-8-6	1/2" x 6"	4"	0.30
TDR 207-8-10	1/2" x 10"	8"	0.40
TDR 207-8-14	1/2" x 14"	12"	0.60
TDR 207-9-12	9/16" x 12"	10"	0.60
TDR 207-10-8	5/8" x 8"	6"	0.50
TDR 207-10-14	5/8" x 14"	12"	0.80
TDR 207-12-8	3/4" x 8"	6"	0.60
TDR 207-12-14	3/4" x 14"	12"	1.00
TDR 207-14-14	7/8" x 14"	12"	1.60

DRILL BITS



AUGER BITS

A general purpose, medium to heavy-duty, carbide-tipped, wood boring drill bit. It's milled from a single piece of steel creating a solid center and a truly unique flute design. This combination enables it to outperform and outlast any ordinary steel auger bit. Can be used with most heavy-duty electric, pneumatic, or gasoline powered drill motors or impact wrenches rated at ½" capacity or larger.

No.	Description	Wt (lbs)
SAW 31009	9/16" x 18"	0.60
SAW 31013	13/16" x 18"	1.00



SPLINE

Spline carbide bits are designed for use in a rotary hammer equipped with a spline type chuck. The bits can be used to drill concrete, block, brick, and soft stone.

No.	Size	Useable Length	Wt (lbs)
TDR 202-8-18	½" X 18"	12"	1.10
TDR 202-10-18	⅝" X 18"	12"	1.30
TDR 202-12-18	¾" X 18"	12"	1.50
TDR 202-14-18	⅞" X 18"	12"	1.80
TDR 202-16-18	1" X 18"	12"	2.20
TDR BT-16S	Bushing Tool		2.60



SDS-MAX

Designed with an extra heavy duty slot drive system that maximizes performance in the following hard hitting rotary/percussion hammers.

No.	Size	Useable Length	Wt (lbs)
TDR MX-6-14	3/8" X 14"	8"	0.80
TDR MX-6-18	3/8" X 18"	12"	0.80
TDR MX-8-14	1/2" X 14"	8"	0.80
TDR MX-8-18	1/2" X 18"	12"	1.10
TDR MX-10-14	5/8" X 14"	8"	1.10
TDR MX-10-18	5/8" X 18"	12"	1.30
TDR MX-12-14	3/4" X 14"	8"	1.20
TDR MX-12-18	3/4" X 18"	12"	1.40
TDR MX-14-14	7/8" X 14"	8"	1.80
TDR MX-14-18	7/8" X 18"	12"	2.10
TDR MX-16-14	1" X 14"	8"	2.20
TDR MX-16-18	1" X 18"	12"	2.60



STRAIGHT

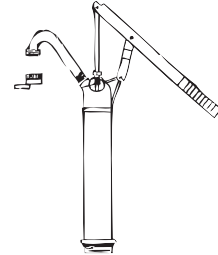
Straight shank drill bits are designed for use in a hammer drill equipped with a 3 jaw Jacobs type chuck. The bits can be used to drill concrete, block, brick and soft stone.

No.	Size	Useable Length	Shank	Wt (lbs)
TDR SM201	3/16" X 12"	10"	3/16"	0.10
TDR SM301	3/16" X 18"	16"	3/16"	0.30
TDR SM202	7/32" X 12"	10"	7/32"	0.30
TDR SM302	7/32" X 18"	16"	7/32"	0.40
TDR RT-4-12	1/4" X 12"	10"	1/4"	0.20
TDR RT-4-18	1/4" X 18"	16"	1/4"	0.40

DRUM SUPPLIES

DRUM PUMP

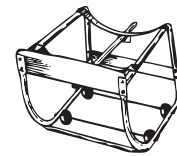
15-55 gallon hand rotary pump provides a practical means of dispensing non-corrosive liquids of light to medium viscosity, form releases, curing compounds, cure and seals, latex bonding agents and various other oils from barrel, drum and tanks. Use in industrial, commercial and agricultural applications.



No.	Wt (lbs)
TBU DP	5.00

CRADLE

Welded drum cradle is designed for one person operation, featuring self-storing tipping handles and non-sparking die cast aluminum wheels. Handles 55 gallon drums with ease.



No.	Wt (lbs)
TBU DC	36.00

POWER SPRAYER

The Power Sprayer is a compact, easy to use that can be positioned on a barrel, pail, tailgate or workbench. The Pump is designed to replace the standard pump-up or gas driven sprayers. It reduces the time needed for most spray on applications, freeing labor for other tasks. The Pump is available in either AC or DC power options that easily spray high solids and high viscosity products. Reduces contamination and spillage by drawing product directly from its packaging. Simply insert the suction line, connect the battery clips or plug it in, turn it on and you are ready to spray.

- Fully Assembled.
- Durable All Steel Construction.
- Easy to use with 100' of 3/8": Chemically Resistant Hose on a Reel.
- Open Flow Wick Connect Fittings that Allow for Circulation, Purging Excess Contents Out of Unit and Easy Cleaning.
- Chemical resistant Seals in Pumping and Reel.
- Includes 1 Straight and 2 Curved (1 male & 1 female) 18" Brass Wand Sections, a 1 gal. per min Fan Tip, and Adjustable Cone Nozzle and a Bucket Siphon.
- Pressure Sensitive Switch Stops When You Stop Spraying.
- Sprays 3,600 ft² in about 5 minutes at approx. 75 psi.
- Large Rubber Feet for Stability.
- EnviroSol is recommended for clean up.




No.	Description	Wt (lbs)
PCS RP75AC	AC Barrel Sprayer	44.00
PCS RP75DC	DC Barrel Sprayer	44.00

SPIGOTS

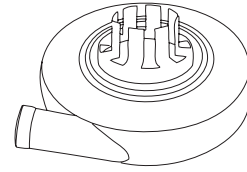
Plastic Spigots are for use with drum cradles to dispense liquids from drums.

No.	Description	Wt (lbs)
TBU S34	3/4" Plastic	0.10
TBU S2	2" Plastic	0.90



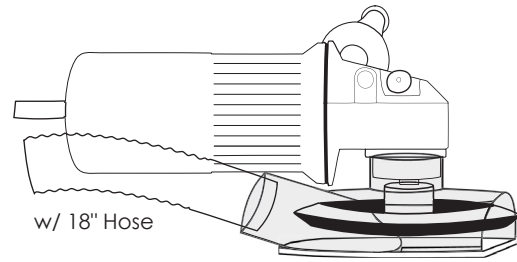
DUST MUZZLES

The Dust Muzzle uses the force created by the grinding wheel to push the dust out of the exhaust port. When connected, the Dust Muzzle can remove up to 95% of the pollutants at the point of origin. Will fit any 5", 7", or 8" angle grinder.



Dust Muzzle

No.	Description	Wt (lbs)
TDC 5KIT	4"-5" Dust Muzzle	0.50
TDC 7KIT	7"-8" Dust Muzzle	0.60
TDC 4BUD	4"-5" Dust Buddies	1.00
TDC 7BUD	7"-8" Dust Buddies	1.60
Accessories		
TDC HOSE18	18" Stepdown Hose 1.5" to 1"	1.00
TDC HOSE	48" Stepdown Hose 1.5" to 1"	2.50
TDC 5CP	4"-5" Crack Chaser Cover Plate	0.25



w/ 18" Hose




Crack Chaser Cover Plate

VACUUM

Primary and Secondary filters may be cleaned without removing the lid. There is no need to change the filters when switching from a dry job to a wet job (the filters never get wet). Recommended for any wet/dry application. Will never blow dust (not even on startup). Filters are washable. Double filter system. A quiet (81 decibels) design makes for a better working climate. Vacuum has a powerful 23,000 RPM 11.5 amp electric motor. The tools store easily on the vacuum. Automatic air shut off for all wet pickups. Suction hose can be used for draining a 16 gallon tank. High Impact & Rust Resistant tank for years of trouble free use.


No.	Description	Dimensions	Wt (lbs)
Equipment			
TDC 16003	16 Gal. Dustless Wet/Dry	W/12' x 1½" Hose	28.00
TDC 16006	16 Gal. Hepa/Dry	W/12' x 1½" Hose	33.60
Accessories & Attachments			
TDC 13001	WD Filter Package for 16003 only		1.00
TDC 13141	Micro pre filter (pkg. of 2)		1.00
TDC 13201	Hepa Filter Replacement		3.00
TDC 160147	Vacuum Clip, 6/pack		1.00



HAND BLUE STEEL

Blade flexes slightly for the right feel when edging. This flex, along with the durability and light weight has made these edgers popular from coast to coast. Radius dimension is equal to lip depth.

No.	Description	Radius	Wt (lbs)
TEH B361	3" x 6"	1/8"	0.56
TEH B362	3" x 6"	1/4"	0.56
TEH B363	3" x 6"	3/8"	0.56
TEH B364	3" x 6"	1/2"	0.56
TEH B461	4" x 6"	1/8"	0.60
TEH B462	4" x 6"	1/4"	0.60
TEH B463	4" x 6"	3/8"	0.60
TEH B464	4" x 6"	1/2"	0.60
TEH B465	4" x 6"	5/8"	0.60
TEH B466	4" x 6"	3/4"	0.60
TEH B468	4" x 6"	1"	0.60
TEH B661	6" x 6"	1/8"	0.70
TEH B662	6" x 6"	1/4"	0.70
TEH B663	6" x 6"	3/8"	0.70
TEH B664	6" x 6"	1/2"	0.70
TEH B665	6" x 6"	5/8"	0.70
TEH B666	6" x 6"	3/4"	0.70
TEH B668	6" x 6"	1"	0.70




No.	Description	Radius	Wt (lbs)
TEH B692	6" x 9"	1/4"	0.80
TEH B693	6" x 9"	3/8"	1.00
TEH B694	6" x 9"	1/2"	1.00
TEH B695	6" x 9"	5/8"	0.80
TEH B696	6" x 9"	3/4"	0.80
TEH B698	6" x 9"	1"	0.80

CHAMFER

Valuable for fill up slab construction. Heavy duty blue steel for long wear.

No.	Size	Lip	Wt (lbs)
TEH 68CH	6" x 8"	3/4"	1.00



RADIUS BRONZE

A tool used to put an eye-catching beveled edge around the top of a concrete column, edgers come in various sizes. This tool is ideal for light pole bases.

No.	Size	Wt (lbs)
TEH BR12	12" Diameter	0.90
TEH BR24	24" Diameter	0.90
TEH BR18	18" Diameter	0.90
TEH BR36	36" Diameter	0.90

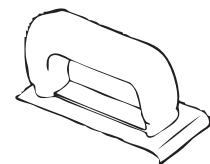





EDGERS

HAND STAINLESS STEEL

Edgers are long wearing and non-rusting.

No.	Width	Radius	Lip	Wt (lbs)	
6" Long Sidewalk Edgers					
TEH 162	1½"	¼"	⅜"	0.50	
TEH 263	2"	⅜"	½"	0.50	
TEH 262	2½"	¼"	⅜"	0.60	
TEH 361	3"	⅛"	¼"	0.60	
TEH 362	3"	¼"	⅜"	0.60	
TEH 363	3"	⅜"	½"	0.80	
TEH 363W	3½"	⅜"	½"	0.70	
TEH 462	4"	¼"	⅜"	0.70	
TEH 463	4"	⅜"	½"	0.70	
TEH 464	4"	½"	⅝"	0.70	
TEH 466	4"	¾"	⅞"	0.70	
TEH 661	6"	⅛"	¼"	0.80	
TEH 662	6"	¼"	⅜"	0.80	
TEH 663	6"	⅜"	½"	0.80	
TEH 664	6"	½"	⅝"	0.80	
TEH 666	6"	¾"	⅞"	0.80	
Curved End					
TEH 362C	3"	¼"	⅜"	0.60	
No.	Size	Radius	Lip	Wt (lbs)	
10" Long Highway Edgers					
TEH 4103	4"	⅜"	½"	1.10	
TEH 6106	6"	¾"	1"	1.40	
No.	Size	Radius	Groove	Wt (lbs)	
Combination Edger-Groover is an exceptionally handy tool. Forms top of curb and cuts groove in one pass, with 2' shine.					
TEH 866C	8" x 6"	¾"	¼"	1.80	
No.	Size	Radius	Depth	Grooves	Wt (lbs)
Safety Step Edger cuts grooves while edging the step. Extremely popular on commercial jobs. Grooves ¼" on center. Custom sizes available on request.					
TEH SG4	4½" x 6"	½"	¼"	4	1.10
TEH SG6	5" x 6"	½"	¼"	6	2.00
No.	Size	Radius	Lip	Wt (lbs)	
Special Use - Made of stainless steel for those narrow or hard to get at finishing jobs.					
TEH 612	6" x 1"	¼"	⅜"	0.44	
TEH 613	6" x 1"	⅜"	½"	0.44	
TEH 614	6" x 1"	½"	⅝"	0.44	
Chamfer Edger					
TEH 66CH	6" x 1"	¾"	½"	1.25	



VERTICAL STEP

These vertical edgers will make finishing step corners a breeze. Just insert and work this tool between forms and concrete at step corners. When risers are stripped, you will find a perfectly rounded corner. These tools belong in the tool bag of every concrete finisher.


No.	Size	Radius	Wt (lbs)
TEH VS4	10"	1/2"	0.60
TEH VS6	10"	3/4"	0.60



WALKING BLUE STEEL

Blade flexes slightly for the right feel when edging. This flex, along with the durability and lightweight has made these edgers popular from coast to coast. Radius dimension is equal to lip depth. Supplied without handles to allow different setup.

No.	Size	Radius	Wt (lbs)
TEW B393	3" x 9"	3/8"	1.30
TEW B394	3" x 9"	1/2"	1.30
TEW B396	3" x 9"	3/4"	1.30
TEW B492	4" x 9"	1/4"	1.40
TEW B493	4" x 9"	3/8"	1.40
TEW B494	4" x 9"	1/2"	1.40
TEW B496	4" x 9"	3/4"	1.40
TEW B692	6" x 9"	1/4"	1.50
TEW B693	6" x 9"	3/8"	1.50
TEW B694	6" x 9"	1/2"	1.50
TEW B696	6" x 9"	3/4"	1.50
TEW B892	8" x 9"	1/4"	1.60
TEW B893	8" x 9"	3/8"	1.60
TEW B894	8" x 9"	1/2"	1.60
TEW B896	8" x 9"	3/4"	1.60
TEW B1092	10" x 9"	1/4"	1.70
TEW B1093	10" x 9"	3/8"	1.70
TEW B1094	10" x 9"	1/2"	1.70
TEW B1096	10" x 9"	3/4"	1.70
TEW B1492	14" x 9"	1/4"	2.00
TEW B1493	14" x 9"	3/8"	2.00
TEW B1494	14" x 9"	1/2"	2.00
TEW B1496	14" x 9"	3/4"	2.00



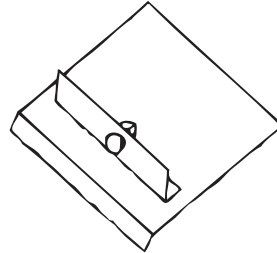
SEE ADAPTERS ON PAGE 10 FOR COMPLETE SET UPS.

EDGERS

WALKING CHAMFER

Valuable for fill-up construction. Heavy duty for long wear. Supplied without handle to allow different set up.


No.	Size	Lip	Wt (lbs)
TEW 66CH	6" x 6"	3/4"	1.50



WALKING STAINLESS

Walking stainless made of heavy gauge steel with electrically welded vacuum plate to which all angle attachment is fastened. No rivets break up completely smooth face. Supplied without handles to allow different set up.


No.	Size	Radius	Wt (lbs)
All Angle			
TEW 484A	4" x 8"	1/2"	1.10



EDGER GROOVER

Edges and grooves driveway approach. All angle bracket allows you to work at any angle.

No.	Size	Radius	Depth	Wt (lbs)
All Angle				
TEW 866C	8" x 6"	3/4"	1/4"	2.00




FLOATS

BLUE GLIDER

This blue carbon steel float has rounded corners for producing a super smooth finish. Bracket assembly sold separately. Float will accept either 2 hole or 4 hole bracket.

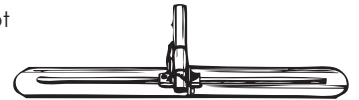
No.	Size	Wt (lbs)
TFW BG48	48" x 12"	20.40
TFW BG60	60" x 12" (Special Order)	25.00
TFW BG72	72" x 12" (Special Order)	36.00



BULLFLOATS

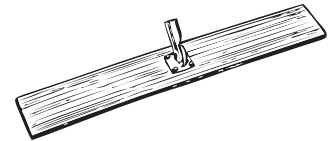
Laminated Resin - Long wearing $\frac{3}{8}$ " thick canvas resin; with rounded ends and broken in shape. Heavy duty C-Channel for extra rigidity. Perfect tool for large areas of concrete. Float will accept an adjustable angle bracket with 4 holes. Bracket assembly sold separately.

No.	Size	Wt (lbs)
TFW L48	48" x 7"	9.00



Laminated Wood - Long lasting and costs less. Has stiffener embedded in the ends of the float. Supplied with threaded extension bracket. A good value for the money. Leaves the surface open to accept a dust-on floor hardener. Bracket assembly sold separately.

No.	Size	Wt (lbs)
TFW W48	48" x 7 $\frac{1}{4}$ "	10.00



Magnesium - Lightweight and long-wearing. The blade is properly curved and balanced to prevent digging. Standard with 4 hole bolt pattern. Bracket assembly sold separately. MT Floats 1 $\frac{3}{4}$ " threaded bracket included.

No.	Size	Bracket Included	Wt (lbs)
TFW M24	24" x 3 $\frac{1}{4}$ "	Yes	2.00
TFW M24R	24" x 3 $\frac{1}{4}$ " Round End	Yes	1.80
TFW M36	36" x 8"	No	9.00
TFW M42	42" x 8"	No	10.00
TFW M48	48" x 8"	No	12.00
TFW M48R	48" x 8" Round End	No	12.00
TFW M60	60" x 8"	No	14.00
TFW M60R	60" x 8" Round End	No	14.00




M24



M48R

Bronze Groover Attachment - Attaches with two thumbscrews. Converts a bull float to a groover. Mount two or more for parallel grooves. Works on 8" wide magnesium bull float.

No.	Depth	Radius	Width	Wt (lbs)
TFW G6	$\frac{3}{4}$ "	$\frac{1}{4}$ "	$\frac{1}{2}$ "	1.00
TFW G8	1"	$\frac{1}{4}$ "	$\frac{1}{2}$ "	1.40
TFW G112	1 $\frac{1}{2}$ "	$\frac{1}{4}$ "	$\frac{1}{2}$ "	1.50

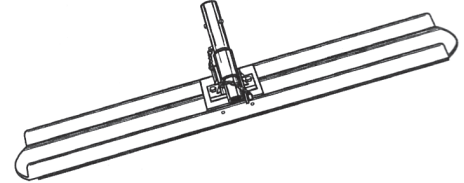


SEE BRACKETS ON PAGE 18 FOR COMPLETE SET UPS.

CHANNEL RADIUS

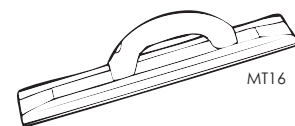
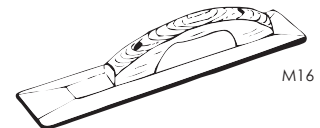
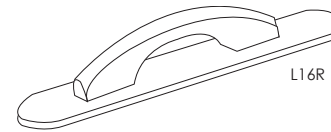

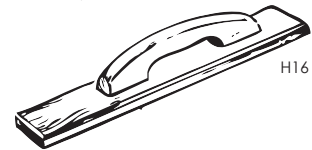
Rugged strong magnesium channel design. Unique design and various lengths let float adapt to many types of jobs, flat work, paving, etc. The float is 6" wide with 2" side walls and allows user to improve flatness of their work. Float will accept 2 hole or 4 hole bracket. Bracket assembly sold separately.

No.	Size	Wt (lbs)
TFW C48	48"	10.00
TFW C60	60"	12.00
TFW C72	72"	14.00
TFW C96	96" - Special Order	17.00



HAND

No.	Size	Wt (lbs)
Cork - The plaster's favorite way to float.		
TFH C12	12" x 5" x 1/4"	1.50
Hardwood - Extra hard wood float. Outlasts ordinary wood and won't fuzz up. Harder than teak.		
TFH H16	16" x 3 1/2"	1.25
Laminated Resin - Wears like magnesium for extremely long wear. Laminated canvas-resin is 3/8" thick, has rounded corners and ready to use.		
TFH L12	12" x 3 1/2"	1.00
TFH L14	14" x 3 1/2"	1.25
TFH L16	16" x 3 1/2"	1.50
TFH L18	18" x 3 1/2"	1.50
TFH L20	20" x 3 1/2"	2.00
Round End Laminated Resin		
TFH L16R	16" x 3 1/2"	1.50
Magnesium - Most popular. The blade is made of very hard magnesium. The position of the wood handle gives the tool perfect balance. They are easy to clean, last longer and will not warp.		
TFH MT12	12" x 3 1/8"	1.50
TFH M16	16" x 3 1/4"	1.50
TFH MT16	16" x 3 1/8"	1.50
TFH MT20	20" x 3 1/8"	1.50
TFH M24	24" x 3 1/4"	1.50
MT Floats available with Durasoft handle (add a "D" after code).		

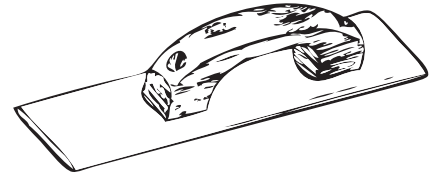


FLOATS

HAND

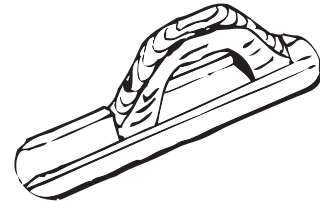
Beveled Magnesium Ends - "Broken-in" design and remarkable working qualities make this tool a must.

No.	Size	Wt (lbs)
TFH MF12	12" x 3½"	1.25
TFH MF14	14" x 3½"	1.45
TFH MF16	16" x 3½"	1.60
TFH MF18	18" x 3½"	1.75
TFH MF20	20" x 3½"	2.00
TFH MF24	24" x 3½"	2.75



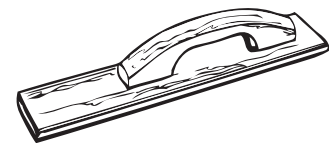
Round End Magnesium - The ends are beveled down to allow you to work in close. Corners are rounded. High handle is roomy and comfortable.

No.	Size	Wt (lbs)
TFH MT16R	16" x 3⅝"	1.40
TFH MT16RD	16" x 3⅝" w/Durasoft Handle	1.40



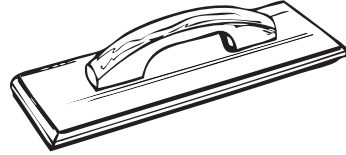
Mahogany - Finest vertical grain.

No.	Size	Wt (lbs)
TFH W12	12" x 3½"	0.40
TFH W14	14" x 3½"	0.50
TFH W16	16" x 3½"	0.60
TFH W18	18" x 3½"	0.75




Redwood - Top quality with comfortable handles. Lightweight.

No.	Size	Wt (lbs)
TFH R12	12"x5"	1.00



Teak - Very high quality. Gives a finer finish. Comes with a 10" handle.

No.	Size	Wt (lbs)
TFH T18	18" x 3¼"	1.00



HOOK FOR FLOATS

Float hook clips to belt. Holds hand floats and other tools.


No.	Wt (lbs)
TFH HOOK	0.01



GROUT

The very best nonporous, hard synthetic rubber-faced float for brown coat and grouting tile. Designed to apply grout mixes, stucco finish material and for floating cement and plaster brown coat. Forces material deep into tile joints and squeegees off excess material for a perfect finish.

No.	Size	Wt (lbs)
TFH G94	9½" x 4"	0.50
TFH G124	12" x 4"	0.70

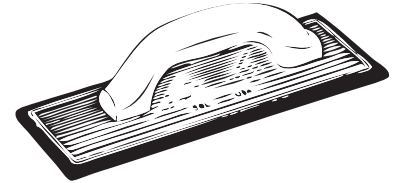


FLOATS

RUBBER

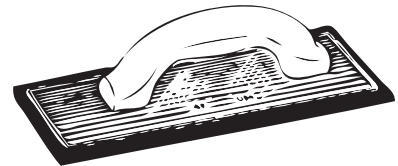
Coarse Red Rubber - Floats have a coarse red sponge rubber pad securely cemented to flat aluminum back.

No.	Size	Pad	Wt (lbs)
TFH R84C	8" x 4"	5/8"	0.30
TFH R94C	9" x 4"	5/8"	0.60
TFH R104C	10" x 4"	5/8"	0.90




Fine Red Rubber - Floats have fine red cell sponge rubber pad securely cemented to flat aluminum back.

No.	Size	Pad	Wt (lbs)
TFH R84F	8" x 4"	5/8"	0.60
TFH R104F	10" x 4"	3/4"	0.90
TFH R94F	9" x 4"	5/8"	0.60



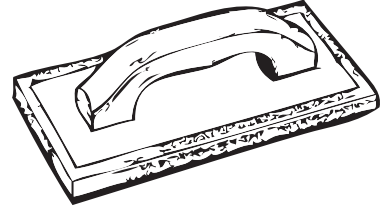
Jumbo Foam - Special foam plastic that wears long and does an excellent job on any sand surface

No.	Size	Pad	Wt (lbs)
TFH J124	12" x 4"	1" Orange-Coarse	1.00
TFH J125F	12" x 5"	1" White-Fine	1.00
TFH J125G	12" x 5"	1" Green-Fine	1.00



Jumbo Red Rubber- Float is very popular on the West Coast. Sponge density is the most popular used.

No.	Size	Pad	Wt (lbs)
TFH R125F	12" x 5"	3/4" Fine	1.00
TFH R124F	12" x 4"	1/2" Fine	1.00




Molded Black Rubber - Floats have a very dense texture. This float is of best quality rubber available.

No.	Size	Pad	Wt (lbs)
TFH B84	8" x 4"	5/8"	0.80
TFH B94	9" x 4"	5/8"	0.80



Neoprene - Nonporous neoprene float face allows user to spread finish coat directly from hawk or gun. Excellent as a tile grouting float.

No.	Size	Pad	Wt (lbs)
TFH N124	12" x 4"	1/4"	0.80
TFH N125	12" x 5"	1/4"	0.80




FRESNO

BLUE STEEL

All Angle Round End - Floats have a flexible steel blade with rounded edges to leave a super-smooth finish with no ridge marks. 360° all angle bracket lets you work at any angle. Blade made of blue spring steel. Bracket adapts with clevis starter adapters and handles.

No.	Size	Wt (lbs)
TTW B30R	30" x 5"	5.00
TTW B36R	36" x 5"	6.00
TTW B48R	48" x 5"	8.00



CARBON STEEL

All Angle Round End - Handy for working next to curvatures. 360° all angle lets you work at any angle. Blade made of high quality tempered steel. Bracket adapts with clevis starter adapters and handles. Steel shank.

No.	Size	Wt (lbs)
TTW 24R	24" x 5"	4.30
TTW 30R	30" x 5"	5.10
TTW 36R	36" x 5"	5.90
TTW 42R	42" x 5"	7.00
TTW 48R	48" x 5"	8.00



Bronze Groover Attachment - Makes a groove 1/2" to 1" deep. Mount as many as needed to make parallel grooves.

No.	Depth	Radius	Width	Wt (lbs)
TTW G4	1/2"	1/4"	3/8"	0.40
TTW G6	3/4"	1/4"	3/8"	0.50
TTW G8	1"	1/4"	3/8"	0.50



Weights for Fresno - Fits snugly over the 1/2" bar on your fresno. These weights help achieve the right tension.

No.	Package	Wt (lbs)
TTW W	Pair 5 lbs. each	10.00



SEE ADAPTERS ON PAGE 10 FOR COMPLETE SET UPS.

GAS CAN

OSHA approved red safety five gallon gas can. Optional nozzle available.

No.	Package	Wt (lbs)
TSA GAS	5 gallon red can	6.00
TSA GASNOZ	Funnel	0.20



GLOVES

ATLAS

General purpose with knit wrist.
Most popular style for cement finishers.
Rubber palm dipped for wear and slip resistance.

No.	Description	Wt (lbs)
TGL A12	Rough Finish	0.35
TGL AA	Assembly	0.35
TGL AI	Insulated	0.35
TGL AS	Standard Rubber Palm	0.35
TGL BL	Nitrile Semper Guard	0.35
TGL AE	Blue Palm Economical	0.35

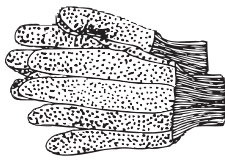
COTTON

General purpose, bonded with knit wrist.
Popular slip on style.
Dotted gloves have better gripping ability.

No.	Description	Wt (lbs)
TGL CY	Yellow Chore	0.25
TGL CD	Black Dot Canvas	0.20
TGL CDD	String Knit Double Dot	0.20



TGL CY



TGL CD



TGL L



TGL RD

LINER

Nylon liners for use inside for warmth or protection.

No.	Description	Wt (lbs)
TGL L	Synthetic String Knit Liner	0.20

WOOL

No.	Description	Wt (lbs)
TGL W	Fingerless Rag Wool	0.35

BOSS

The Boss line of gloves are designed for a tight fit with the proper amount of flexibility with safety in mind. Styles cover a broad range of hand protection for a variety of general tasks.

No.	Description	Equivalent	Wt (lbs)
BS A14	14" Fully Coated Rough Grip Safety Cuff , Heavyweight blue nitrile, 2 piece jersey liner.	TGL A12	0.35
BS AA	Black Assembly Grip , Nylon knit with nitrile coated palm & fingers, nylon knit wrist.	TGL AA	0.35
BS AI	THERM plus™ , Acrylic brushed lining, gray string knit with latex coated palm & fingers, knit wrist.	TGL AI	0.35
BS AS	FLEXI grip™ , Poly/cotton knit with latex coated palm & fingers, knit wrist.	TGL AS	0.35
BS BL	Disposable Nitrile , 100 gloves/box.	TGL BL	0.35
BS NPK	Partially Coated Rough Grip , Heavyweight blue nitrile, 2 piece jersey liner, knit wrist.	TGL NPK	0.35
BS HVIS-M,L,XL	Frosty GRIP™ , Heavy brushed acrylic lined navy string knit with blue latex coated palm & fingers, knit wrist.	-	0.35
BS 18PVC	18" Interlock Lined PVC , Fully coated black PVC, single dipped, smooth grip, knit wrist.	-	0.35
BS LINER-M,L,XL	Reversible Blend , Bleached White, 80% Poly, 20% cotton string knit, knit wrist.	TGL L	0.35
BS CD-L	PVC-Plastic DOT , Cotton knit with the durability & gripping action of PVC plastic dots.	-	0.60

GOLDEN GRIPPER

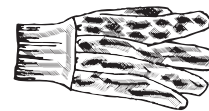
Knit glove with non-slip PVC coating, reversible either hand.

No.	Description	Wt (lbs)
TGL GG	Orange Gripper PVC Lattice Grip	0.25

JERSEY

Cold weather favorites. Snug fitting jersey stretches and provides form fit and a fine sense of touch along with excellent wear.

No.	Wt (lbs)
TGL J	0.16



TGL J

RUBBER

Used to protect against acids, caustics and other chemicals used in cleaning etc.


No.	Description	Wt (lbs)
TGL RD	Latex Dubarry	0.30
TGL R14	PVC 14" Black Rough Finish	0.50
TGL RK	PVC Fully Coated with Knit Wrist	0.28
TGL RPK	Palm Coated Knit Wrist	0.28
TGL NPK	Nitrile Palm Dipped Med Weight Knit Wrist	0.50
TGL R18	PVC 18" Smooth Finish	0.75

GROOVERS

ATTACHMENTS


Bronze Bull Float - Attaches with two thumbscrews. Converts a bull float to a groover. Mount two or more for parallel grooves. Works on 8" wide magnesium bull float.

No.	Depth	Radius	Width	Wt (lbs)
TFW G6	3/4"	1/4"	1/2"	1.00
TFW G8	1"	1/4"	1/2"	1.40
TFW G112	1 1/2"	1/4"	1/2"	1.50



Bronze Fresno attachment makes a groove 1/2" -1" deep. Mount as many as needed to make parallel grooves. Works on 5" wide fresnos.

No.	Depth	Radius	Width	Wt (lbs)
TTW G4	1/2"	1/4"	3/8"	0.40
TTW G6	3/4"	1/4"	3/8"	0.50
TTW G8	1"	1/4"	3/8"	0.50

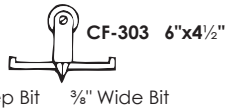
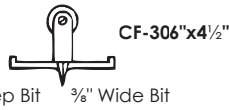



HAND BRONZE

Groovers are meticulously crafted with belt polished surfaces that makes it easy to cut sharp, clean grooves. Long wearing and easy clean up.

No.	Size	Width	Depth	Wt (lbs)
TGH CF380	3" x 6 1/2"	3/8"	3/4"	1.50
TGH CF301	2" x 6"	3/16"	3/16"	1.50
TGH CF305	4 1/2" x 6"	3/8"	3/4"	3.00
TGH CF303	4 1/2" x 6"	3/8"	1/2"	3.00
TGH CF314	4 1/2" x 6"	1/2"	1"	3.00
TGH CF304	4 1/2" x 6"	7/8"	3/4"	3.00
TGH CF316	4 1/2" x 6"	1"	1 1/4"	3.00
TGH CF317	4 1/2" x 7 1/2"	1/2"	1 1/2"	3.00

TGH CF314 matches with TGW CC314SR Walking Bronze and TGW CC314A Walking Cast Aluminum.

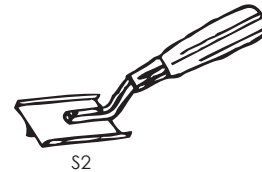



HAND SCORING

A hand crafted groover. A Northwest concrete finishing favorite.

No.	Size	Width	Depth	Wt (lbs)
TGH SP	2 1/2" x 2 1/2"	3/16"	3/16"	1.10
TGH SPD	2 1/2" x 2 1/2"	1/4"	3/8"	1.10
TGH SPS	2 1/2" x 2 1/2"	1/16"	1/16"	1.10
TGH SPH	2 1/2" x 2 1/2"	1/8"	3/16"	1.00
TGH PGH	6" handle for TGH PG	3/4"		0.40

No.	Size	Width	Depth	Wt (lbs)
Western groovers are popular on the West Coast.				
TGH S2	2" x 3"	3/16"	3/16"	0.50




GROOVERS

HAND STAINLESS

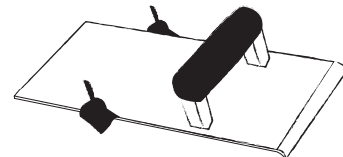
Combination Edger-Groover is an exceptionally handy tool. Forms top of curb and cuts groove in one pass.

No.	Size	Depth	Radius	Wt (lbs)
TEH 866C	8"x6"	1/4"	3/4"	1.80
TEH 1266C	12"x6"	1/4"	3/4"	2.00
TEH 1066C	10"x6"	1/4"	3/4"	1.90
TEH 864C	8"x6"	1/4"	1/2"	1.80
TEH MONO	8"x6"	3/4"	3/4"	2.00



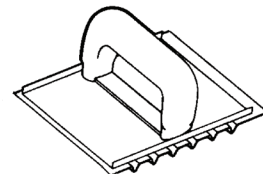
Adjustable Edger Groover - This rivet free groover is made from heavy gauge stainless steel. Groover is adjustable and locks in place with two thumbscrews. Accepts one or more fresno groover bits for making parallel grooves.

No.	Size	Radius	Width	Depth	Wt (lbs)
TEH 1256C	12" x 5"	3/4"	3/8"	3/4"	2.00




Driveway Safety Groover is a heavy duty tool, cuts groove to give that popular safety feature. Comes with guide lip on each side. Grooves 3/4" on center.

No.	Size	Depth	Grooves	Wt (lbs)
TGH SG6	6" x 6"	1/4"	6	2.00



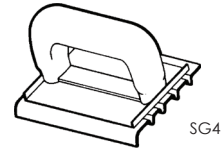
Deep Bit hand groovers make it easy to cut sharp clean grooves in both directions.

No.	Size	Radius	Depth	Wt (lbs)
TGH D63	6" x 3"	1/2"	3/4"	1.00
TGH D66	6" x 6"	1/2"	3/4"	1.70
TGH D6112	6" x 6"	1/4"	1 1/2"	1.70
TGH D62	6" x 6"	1/4"	2"	1.80
TGH D86	8" x 8"	1/2"	3/4"	2.00



Safety Step Edger cuts grooves while edging the step. Extremely popular on commercial jobs. Grooves $\frac{3}{4}$ " on center.

No.	Size	Radius	Depth	Grooves	Wt (lbs)
TEH SG4	4 $\frac{1}{2}$ " x 6"	$\frac{1}{2}$ "	$\frac{1}{4}$ "	4	1.35




Universal groover lasts longer because it is rivet free.

No.	Size	Width	Depth	Wt (lbs)
TGH D34	3" x 6"	$\frac{1}{2}$ "	$\frac{1}{2}$ "	1.00
TGH D44	4 $\frac{3}{4}$ " x 6"	$\frac{3}{8}$ "	$\frac{1}{2}$ "	1.50



Vertical Step are used to groove vertical control joints into the face of slabs, curbs, and steps while the forms are still in place. Easy to use, just work between the form and concrete. In seconds you have a perfect joint. A must for curb contractors and all commercial finishers.

No.	Size	Width	Depth	Wt (lbs)
TGH VS8	12"	$\frac{1}{2}$ "	1"	1.25





GROOVERS

WALKING BRONZE

Cut sharp clean grooves from a standing position. Lets you easily handle cement paving finish work. Uses a handle that will adjust to just the right working angle. Supplied without handles to allow different set ups.

No.	Size	Width	Depth	Wt (lbs)
TGW CC314	6" x 4½"	½"	1"	2.18
TGW CC305	6" x 4½"	⅜"	¾"	2.18
TGW CC304	6" x 4½"	⅞"	¾"	2.18
TGW CC303	6" x 4½"	⅜"	½"	3.40
TGW CC317	7½" x 4½"	¾"	1½"	3.40
No.	Size	Width	Depth	Wt (lbs)
Deep Bit (Double End)				
TGW CC275	8" x 4½"	½"	1"	3.18
No.	Size	Width	Depth	Wt (lbs)
Deep Narrow Groove				
TGW CC276	8" x 8"	⅜"	¾"	4.62
TGW CC277	8" x 8"	¼"	¾"	3.94



WALKING CAST ALUMINUM

Flying Groover for cutting deep grooves. Supplied without handle to allow different set up.


No.	Size	Width	Depth	Hole Pattern	Wt (lbs)
TGW CC314A	8" x 24"	½"	1"	4 Hole	8.00



WALKING MAGNESIUM

Jumbo Pavers is the most popular groover available with either a 1" or 1½" bronze bit. It comes with a four hole threaded extension bracket for use with 1¾" extension handle. Bits are replaceable. Adapts more bronze bull float groover attachments for making parallel grooves.


No.	Size	Depth	Wt (lbs)
TGW M248	24" x 8"	1"	4.50
SEE ADAPTERS ON PAGES 10 & 11 FOR COMPLETE SET UPS.			



WALKING SCORING

A Northwest favorite. Supplied without handle to allow different set up.

No.	Size	Width	Depth	Wt (lbs)
TGW SP	2½" x 4"	3/16"	3/16"	1.25
TGW S3	3½" x 4"	¼"	¼"	2.00

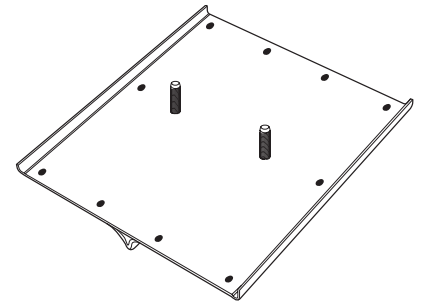


GROOVERS

WALKING STAINLESS STEEL

A hand crafted groover. A Northwest concrete finishers preference. Standard with a single action adapters. Supplied without handle to allow different set up.


No.	Size	Radius	Depth	Wt (lbs)
TGW D63	6" x 3"	1/2"	3/4"	1.65
TGW D66	6" x 6"	1/2"	3/4"	1.85
TGW D86	8" x 8"	1/2"	3/4"	2.85
TGW D248	24" x 8"	3/4"	3/4"	6.00
Round End S/S				
TGW D248R	24" x 8"	3/4"	3/4"	6.00



COMBINATION EDGER GROOVER

Forms top of curb and cuts groove in one pass. All angle bracket lets you work at any angle. Supplied without handle to allow difficult setup.

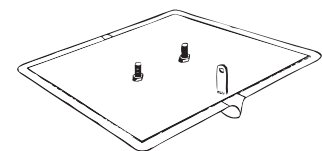
No.	Size	Depth	Radius	Wt (lbs)
TEW 866C	6" x 8"	1/4"	3/4"	2.00



PHOENIX

All steel deep bit groovers. Target sight for straight lines. Comes with a two stud post. Supplied without handle to allow different set up.


No.	Size	Radius	Depth	Wt (lbs)
TGW P146	14" x 12"	1/2"	1"	8.00
TGW P148	14" x 12"	3/4"	1"	8.00



POWER

Cuts sharp and clean grooves. This revolutionary new heavy gauge stainless steel groover comes with replaceable aluminum bits. The bits are curved front and back. Standard with single action adapter. Supplied without handle to allow different set up.


No.	Size	Width	Depth	Wt (lbs)
TGW P126	12" x 9"	5/8"	3/4"	3.00
TGW PR	Set of all three replaceable bits			1.80



TORPEDO

The Torpedo Groover is 56" long and machine tooled. It is made of high grade aluminum and designed cut straight control joint 1 1/4" deep. Whatever groover you follow it with will make a straight groove no matter how long you cut it. It is also available in 36" and 24" lengths. Will accommodate two different types of handle styles.

No.	Size	Width
TGW T24	24"	2.20
TGW T36	36"	3.20
TGW T56	56"	4.80



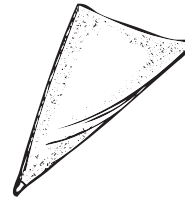
SEE ADAPTERS ON PAGES 10 & 11 FOR COMPLETE SET UPS.

GROUT BAGS

GROUT BAGS

White grout bag with built in, molded Duralon tip. Flexible high strength crenolyn on the outside and high gloss polyvinyl on the inside. Reusable many times over.

No.	Wt (lbs)
TBL GB	0.36




HAMMERS

BRICK

Cushion Grip - Rugged handle, won't break, fly off, dent or get chewed up. Well balanced.

No.	Head Weight	Wt (lbs)
THA B12E	12 oz.	1.06
THA B16E	16 oz.	1.25
THA B20E	20 oz.	1.76
THA B24E	24 oz.	1.84



Steel Brick - hammers are made of high grade forged hammer steel. Perfectly balanced. Neoprene fiber grip.

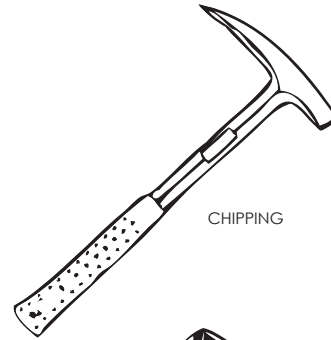
No.	Head Weight	Wt (lbs)
THA B16S	16 oz.	1.42
THA B24S	24 oz.	1.90



CHIPPING

Cushion grip hammers have a unique shock resistant polyurethane coating that ensures durability and quiet comfortable operation. Well suited to a broad range of applications in light demolition or prospecting. Cushion grip, one piece head and handle.

No.	Description	Wt (lbs)
THA C14	14 oz. x 11"	1.65
THA C22	22 oz. x 13"	2.10
THA C22L	22 oz. x 16 $\frac{3}{4}$ "	2.25




CHIPPING

ENGINEERS

Forged steel head. Painted and polished double face. 16" hickory handle. Fired and laquered finish.

No.	Description	Wt (lbs)
THA E3	3 lbs. x 16"	3.75

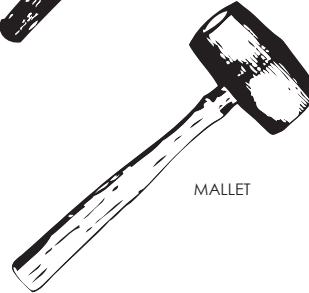


ENGINEERS

MALLET

Top quality neoprene rubber will not mark tiles. Perfect for knockdown metals. Wood Handle.

No.	Head Weight	Wt (lbs)
THA M18	18 oz.	1.50

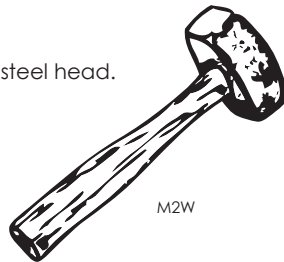


MALLET

MASH

Wood handle. Used by the Pro Forged steel head.

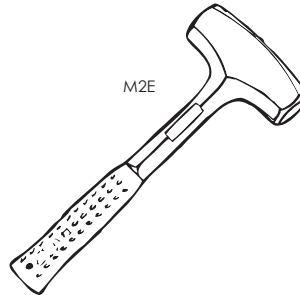
No.	Wt (lbs)
THA M3W	3 lbs.
THA M4W	4 lbs.



M2W

Steel Handle. Solid one piece. Polished face and beveled.

No.	Description	Wt (lbs)
THA M2E	2 lbs.	2.80
THA M3E	3 lbs.	3.80
THA M4E	4 lbs.	4.80
THA RHD3	3 lbs.	3.80



M2E

PULVERIZER

Multi-purpose concrete and demolition tool. Has claw with teeth for better gripping and prying. Hole for bending and removing concrete form ties. Sledge hammer head with 1 $\frac{1}{2}$ " strike face. Triangle shaped neck to rip through drywall. Handle has textured non-slip grip with shock-dampening properties. 2-inch scraper with a large head nail puller.



No.	LENGTH	Wt (lbs)
THA P3	12.8"	3.50

MAGNETIC NAIL DRIVER

Made of stainless steel. Grips nails tightly. Lets you reach really tight spots. Has $\frac{5}{8}$ " hexagonal shank, giving you a good grip.

No.	Size	Wt (lbs)
THA ND	5 $\frac{1}{2}$ " long, $\frac{3}{4}$ " dia. nose	0.70



HAMMERS

FRAMING

Superb balance and comfortable grip. Top quality, white hickory handle is triple wedged.

No.	Description	Head Wt	Wt (lbs)
THA 999	Wood Handle, Smooth Face	20 oz.	1.60
THA CF1	Milled Face, Straight Handle	23 oz.	2.00

Full polished head with octagon neck and round face. Forged steel from head to heel. Air-cushioned, slip resistant grip.


No.	Description	Head Wt	Wt (lbs)
THA R999ML	Steel Milled	22 oz.	2.00

Hollow-core fiberglass handle provides a better balance and more effective shock absorption than other typical solid fiberglass handles.

No.	Description	Head Wt	Wt (lbs)
THA FS999ML	Fiberglass Handle	20 oz.	2.00

The V5 can handle anything from construction to destruction. Not only is it an ideal steel handle hammer for traditional framing, but it's also the perfect tool for concrete form work.

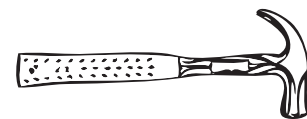
No.	Description	Head Wt	Wt (lbs)
THA V6	A/S	24 oz.	2.50



NAILING

Curved claw. Smooth face, solid one piece head and cushion grip handle.

No.	Wt (lbs)
THA N22	22 oz.



RIPPING

Straight claw. Smooth face, solid one piece head and handle is hardwood.


No.	Wt (lbs)
THA R20	20 oz.



SLEDGE

Double-faced hammers with high quality, forged heat-treated steel heads. Striking faces are polished and beveled with wood handle.


No.	Wt (lbs)
THA S6	6 lbs.
THA S8	8 lbs.
THA S10	10 lbs.
THA S12	12 lbs.
THA S16	16 lbs.
THA S20	20 lbs.
Wood Handles	
THA HSH	Standard Only
THA HSH20	20 lbs.



STONE HAMMER

Very powerful hammer made of forged and tempered steel, with a 16" wood handle.

No.	Description	Wt (lbs)
THA SM4	Double Square Head	4.00
THA SM4P	Pointed Square Head	4.00



HANDLES

BRICK

No.	Size	Wt (lbs)
Hardwood Handle		
TTH HBW	6"	0.20
Leather Handle		
TTH HBL	5¾"	0.20
Plastic Handle		
TTH HBP	5¾"	0.20



BROOM

Optional handles for brooms or brushes. Made of #1 straight grain hardwood. Smoothly sanded.

No.	Size	Wt (lbs)	
Tapered Wood			
TBR H5W	5'	1.40	
TBR H6W	6'	1.50	
TBR H8W	8'	1.80	
Threaded Fiberglass			
TBR H5FM	5' Metal Tip	1.50	
TBR H5FP	5' Plastic Tip	1.50	
Threaded Wood			
TBR H5WM	5' Metal Tip	1.10	
TBR H5WP	5' Plastic Tip	1.20	
No.	Size	Description	Wt (lbs)
Replacement Threads For Wood Handles			
TBR R90	1-1/8" I.D.	Polypropylene	0.10
TBR F93	15/16" I.D.	Glass Filled Nylon	0.10



R90



R93

CLEVIS

Hand Clevis Handle - This attaches to walking tools so they may be used as hand tools.

No.	Size	Wt (lbs)
TEH HC	6"	0.50
TGH PGH	6"	0.40

Long Handles - Made of durable hardwood with two prong clevis for brooms, edgers and groovers.

No.	Size	Wt (lbs)
TEW HCB	5' Bronze clevis end	2.00
TEW HC	5' Steel clevis end	2.00



EXTENSION


Used with adjustable angle brackets on bull floats, edgers, fresnos, groovers and finishing brooms. Many styles available for your specific requirements.

Aluminum Snap Button 1 3/4" handles - Snap type swagged button handle.

No.	Size	Wt (lbs)
TEX S6L	6' x 1 3/4" O.D.	2.70

Snap Button 1 3/8" Snap Type Swagged Button Handle

No.	Size	Description	Wt (lbs)
TEX S6	6' x 1 3/8" O.D.	Steel	2.00
TEX S6B	6' x 1 3/8" O.D.	Aluminum	1.50




SPRING CLIPS

Replacement buttons for swag style snap handles.

Clips for large and small diameter handles.

No.	Size	Wt (lbs)
TEX SSL	1 3/4" Snap Handles	0.04
TEX SS	1 3/8" Snap Handles	0.04

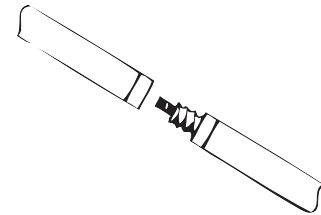


Fiberglass Threaded 1 1/2" extension handle threads fits brooms, paint rollers, texture brushes, etc. Reinforced fiberglass material is strong, yet lightweight to use all day without strain. They are also nonconductive. Not recommended on adjustable angle tilt brackets.

No.	Size	Wt (lbs)
TEX F6	6'	3.60



Fiberglass Snap Button 1 3/4" extension handle. Use with edgers, fresnos, groover and finish brooms.

No.	Size	Wt (lbs)
TEX S6F	6'	3.90



Magnesium Threaded 1 3/4" handles are lightweight and extra strong. Does not turn hands black from oxidation. Fits both bull floats and can be combined with 1 3/4" float handles made by others. Molded thread plugs in each end joins handles together. Not recommended with adjustable angle tilt brackets.

No.	Size	Wt (lbs)
TEX M6	6'	3.90
TEX M8	8'	4.70
TEX M10	10'	7.00
TEX M12	12'	8.00
Replacement End		
TEX MM	Male Replacement End	0.30



SEE ADAPTERS ON PAGE 10 AND BRACKETS ON PAGE 15 FOR COMPLETE SET UPS.

HANDLES

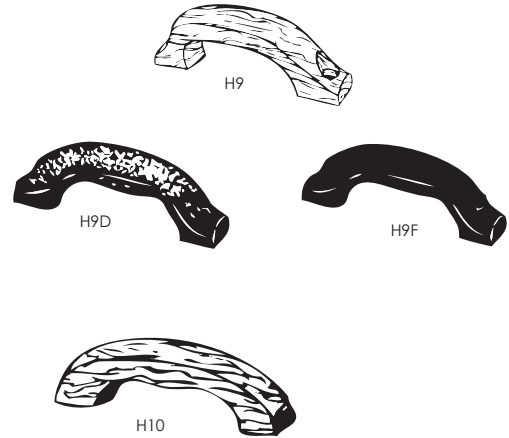
HAND FLOAT

Hand float handles are for magnesium, laminated and wood floats and darbies.

No.	Description	Wt (lbs)
9" Drilled Float Handle		
TFH H9	Wood	0.30
TFH H9D	Durasoft Handle	0.30
TFH H9F	Structural Foam	0.40

No.	Description	Wt (lbs)
10" Float Handle (Not Drilled)		
TFH H10	Wood	0.20

No.	Description	Wt (lbs)
10" Drilled Countersunk Handle		
TFH H10D	Wood	0.20



KUMALONG RAKE

Handles are hardwood, approximately 54' long.

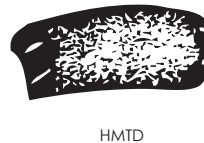
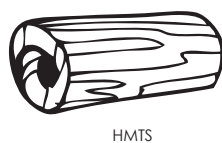
No.	Wt (lbs)
TRK HK	1.60



TROWEL

Available in straight or camel back. For cement finishing trowels.


No.	Description	Wt (lbs)
TTH HKT	Camel Back for Kraft Hand Trowel	0.14
TTH HMST	Straight for MT Trowels	0.14
TTH HMT	Camel Back for MT Trowels	0.14
TTH HMTD	Camel Back MT Durasoft	0.14



HAWKS

Magnesium hawk corners are rounded for safety, comfort and long service. Has 4" flange reinforcing the center. Comes with a special 1/2" thick sponge rubber hand protector. Lighter than aluminum.

No.	Size	Wt (lbs)
TTH H8	8" x 8"	0.90
TTH H10	10" x 10"	1.10
TTH H12	12" x 12"	1.40
TTH H13	13" x 13"	1.60
TTH H14	14" x 14"	1.70

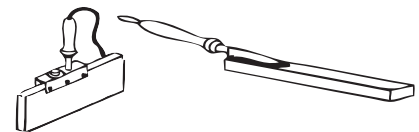


HEATING IRON

HEATING IRON

For PVC waterstop, cut ends square and hold both sides against iron to 350°-380° F. Do not allow the iron to reach 400° F, PVC will degrade and turn dark color. When about 1/4" of material becomes soft and gummy, remove the iron and press ends firmly together. Hold tightly and allow material to cool before applying stress. All center bulb waterstop must be aligned. For TPE Waterstop preheat iron to 380° to 410° F.

No.	Size	Wt (lbs)
GS 214	2" x 12"	5.00
GS 214C	2" x 12" Teflon Cover	0.10
GS 414	4" x 14"	5.00
GS 414C	4" x 14" Teflon Cover	0.10



HOSE

HOSE

Heavy Duty - double reinforced water hose. Our highest quality hose designed for heavy duty use on construction sites. All rubber double reinforced. Full flow solid brass couplings with octagon female.

No.	Size	Wt (lbs)
THS H50	5/8" x 50' Solid Brass Ends	12.00
THS H5034	3/4" x 50' Solid Brass Ends	15.00
THS H100	5/8" x 100' Solid Brass Ends	25.00
THS H10034	3/4" x 100' Solid Brass Ends	30.00
THS S50	50' Soaker Hose	10.00



ACCESSORIES

No.	Description	Wt (lbs)
MEL ZBF3/4	3/4" Female Mender, All Metal	0.13
MEL ZBM3/4	3/4" Male Mender, All Metal	0.13
MEL 2258	5/8" Male + Female Hose Repair	0.26
MEL 202S	Rubber Washer	0.01
MEL 9000	Brass Y with Shut-Off	0.56
MEL O2MC	5/8" or 3/4" Hose Mender	0.10
MEL ZBR3/4	3/4" Hose Mender	0.13
MEL 360S	Swivel Hose Connector	0.19



ZBF3/4



ZBM3/4



9000



360S



202S



ZBR3/4

NOZZLE

Made from plastic, brass and zinc die cast metal.
Set at a fine pin stream, spray, solid, jet flow, or anything in between.

No.	Description	Wt (lbs)
MEL 490C	Heavy Duty Zinc Aqua Gun	0.39
MEL T200	Adjustable Metal Tip Aqua Gun, Rubberized Grip	0.87
MEL T201	7-Pattern Aqua Gun, Rubberized Grip	0.96
MEL 4125SH	Metal Sweeper Nozzle	0.11
MEL 625C	Industrial Twist Nozzle. Adjustable from mist to jet stream	0.20
MEL 470C	High Temperature Industrial Aqua Gun (water up to 160°F)	0.62



490C



T200



T201



4125SH



625C




470C

FOGGING NOZZLE

Three orifice nozzle provides dense mist that will not disturb surface of fresh green concrete or plaster.

No.	Description	Wt (lbs)
THS FOG	Fogging Nozzle (1gpm)	0.26



JOINTERS

BULLHORN

Made from forged steel, these bullhorns are tough wearing. Comfortable to use. Equipped with flat area in the middle of tool. Large at one end, tapered at the other.

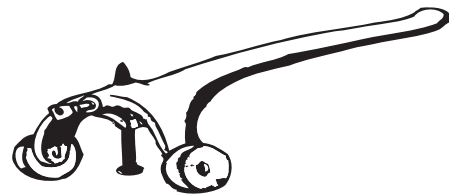
No.	Description	Wt (lbs)
TBL JB4	1/2"	0.42
TBL JB5	5/8"	0.64
TBL JB6	3/4"	0.82



CARTWHEEL

Joint Raker - Solid steel wheels which bridge the joint and have an adjustable nail for raking joints. The aluminum handle can be used for tooling joints.


No.	Wt (lbs)
TBL JCW	0.30



SKATEWHEEL

Wheels are 1 3/4" in diameter, mounted 1 3/4" apart. Overall width is 3". Has 8 1/2" aluminum handle that is squared off at the end so you can rod joints. Hardened nails adjustable for depth.

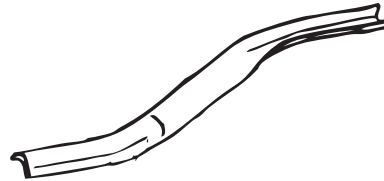
No.	Wt (lbs)
TBL JSW	0.60



CONCAVE

Produces raised half round beaded joints.
Each beader provides 2 size beads. Overall length is 10½".

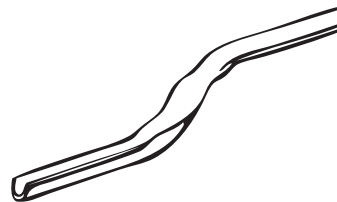
No.	Size	Wt (lbs)
TBL JC3	¾" x ½"	0.34
TBL JC5	⅝" x ¾"	0.36



CONVEX

Large at one end, tapered at the other to produce half round sunken joints.

No.	Size	Wt (lbs)
TBL J3	¾" x ½"	0.34
TBL J4	½" x ⅝"	0.34
TBL J5	⅝" x ¾"	0.36
TBL J6	¾" x ⅞"	0.36
TBL J7	⅞" x 1"	0.38

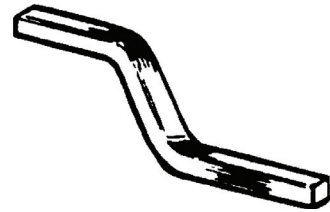


JOINTERS

DIAMOND "V" HEAD

Really nice for striking head joints. Overall length is 9".


No.	Description	Wt (lbs)
TBL JV4	1/2"	1.00
TBL JV5	5/8"	1.10



GRAPEVINE

Forged carefully from high carbon steel, this jointer is especially convenient when the job calls for this special joint.


No.	Size	Bit	Wt (lbs)
TBL JG	1/2"	1/8"	0.32



HUBBARD

More knuckle clearance, replaceable blades, long lasting. Comes with one 1/2" blade, one 5/8" blade, one 3/4" blade and one 7/8" blade. Keep the handle, extra blades available. Overall lengths 8 1/2".

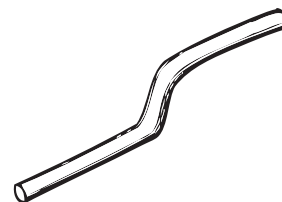
No.	Description	Wt (lbs)
TBL JH	Jointer with 4 Blades	0.56
TBL JH4	1/2" Replaceable Blades	0.06
TBL JH5	5/8" Replaceable Blades	0.08
TBL JH6	3/4" Replaceable Blades	0.10
TBL JH7	7/8" Replaceable Blades	0.12



PLEXIGLASS

Use this Plexiglass jointer for white mortar. Will not discolor or leave black marks.

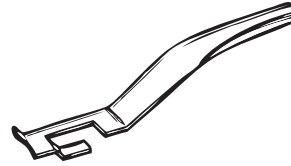
No.	Description	Wt (lbs)
TBL JP2	1/4"	0.02
TBL JP3	3/8"	0.06
TBL JP4	1/2"	0.10



RAKER


Raker-Jointer is used on rough materials such as adobe, brick, split stone, and split block. It has a $\frac{3}{4}$ " jointer on one end, and a $5/16$ " raker blade at the other end. Overall length is 10".

No.	Wt (lbs)
TBL JR	0.30



Low Cost - $5/16$ " joint raker is off set to throw out mortar as you rake. A $5/16$ " and $3/8$ " tab at the ends help you rake the corners. Overall length is 8".

No.	Wt (lbs)
TBL JRE	0.20

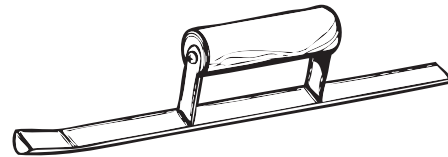


JOINTERS

SLED RUNNERS

Half Round Convex - The best tool you can get for making half round sunken or rodded masonry joints. Steel with wood handle. 14" sled runners are turned up on end only; all others turned up on both ends.

No.	Size	Wt (lbs)
TBL S4	14" x 1/2"	0.64
TBL S5	14" x 5/8"	0.92
TBL S6	14" x 3/4"	1.20



Hubbard Sled Runner - The ideal tool for making half-round sunken joints. The Hubbard sled runner operates on the same principle as the jointer, Cast aluminum blade holder with wood handle, The replaceable blade is made of case hardened steel. Turning the blade during use, helps distribute wear.

No.	Size
TBL SH	14" Sled Runner with (3/4" Blade)
TBL SH5	5/8" Replacement Blade
TBL SH6	3/4" Replacement Blade
TBL SH7	7/8" Replacement Blade



SLICKER

Carefully forged and tempered from a high carbon steel 1/8" thick throughout. Each end for different joint size. Overall length is 11 1/4".

No.	Size	Wt (lbs)
TBL JS2	1/4" x 3/8"	0.12
TBL JS4	1/2" x 5/8"	0.12



KNEE BOARDS

PLASTIC

Heavy-duty plastic is durable, easy to clean, and lightweight. With knee pads. Made for maximum comfort and long life. Favorite of cement finishers and tile installers.

No.	Description	Wt (lbs)
TKP SPH	24" x 14" 2 Handles Kneeling Board	2.00




SPH

KNEEBOARD - DENVER SLIDER

Made with top quality #16 gauge stainless steel for extra smooth sliding surface. Round edges and corners with special nesting design. Built-in toe brackets for easy back and forth motion.

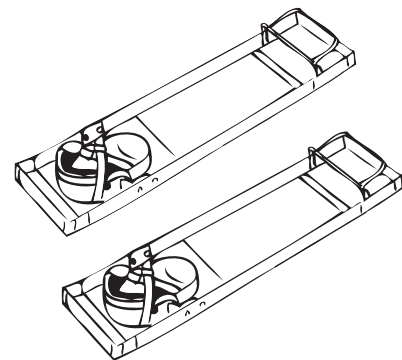
No.	Description	Wt (lbs)
TKP D28	28" x 8½"	11.0



STAINLESS

Heavy duty reinforced made with 16 gauge polished stainless steel to eliminate staining of concrete. Sled style ends for non-gouging sliding. Adjustable knee pads are replaceable and allow a contour fit.

No.	Description	Wt (lbs)
TKP S31	31" x 8"	20.00
TKP S28	28" x 8"	17.00

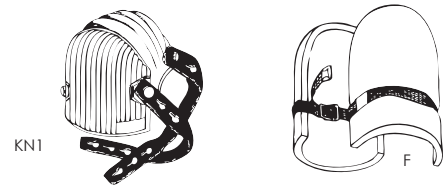


KNEE PADS

FOAM RUBBER

Full contoured cushion for maximum comfort. Foam rubber distributes weight evenly and avoids point pressure. Available with buckles or velcro straps.

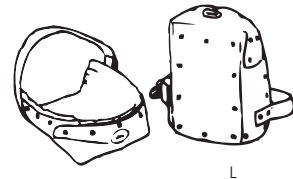
No.	Description	Wt (lbs)
TKP F	Velcro or Buckle	2.00
TKP KN1	All rubber button down	1.50



LEATHER

Hard wearing, long lasting, but pliable and comfortable. Flexible and bends with the knee.

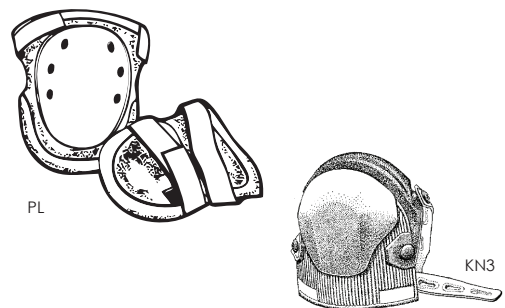
No.	Description	Wt (lbs)
TKP LF	Flat Leather with Felt Padding-Buckle	1.30
TKP LV	Suede with Rubber & Nylon Padding - Velcro	0.71
TKP L	Leather with Felt Padding-Buckle	1.30



PLASTIC CUP

Foam padded knee pad with velcro straps and either hard or soft cup to protect the knee.


No.	Description	Wt (lbs)
TKP P	Short Hard Plastic Cup - Velcro	0.63
TKP NL	Long Soft Neoprene Cup - Velcro or Buckle	0.84
TKP PL	Long Hard Plastic Cup - Velcro	0.80
TKP NLS	Long Soft Neoprene Cup - Snap Closure	0.86
TKP KN3	All rubber hard cap button down	1.50



KNEE PAD STRAPS

Gum rubber for extreme comfort. Adjusts to fit most leg sizes.


No.	Description	Wt (lbs)
TKP KS	4 each for KN1, KN3	0.20



BELT

Heavy duty 2" leather belt is ideal for nail bags and tool pouches. Rugged leather for long wear.

No.	Description	Wt (lbs)
TKL 5415	37" to 44"	0.56



BOLT BAG

Made from canvas material with a double bottom. Bull pin loop on each side.

No.	Description	Wt (lbs)
TKL 5416T	5" x 9" x 10"	0.80



TOOL BAG

Made for heavy work and long lasting wear. Leather reinforcing. Inside 9"x11" pocket. Waterproof bottom board.

No.	Description	Wt (lbs)
TKL B20	14" x 20"	3.72
TKL B22	14" x 22"	4.22



HAMMER HOLDER

Hammer holder with heavy metal hammer loop riveted to panel. Slots fit belts up to 2½" wide belts.

No.	Description	Wt (lbs)
TKL 5456	4½" x 8"	0.22



PLIER HOLDER

Nose of pliers does not protrude from this high quality holder. Bottom is vented to prevent collection of dirt or water. Slotted to fit belts up to 2" wide. Made of leather.

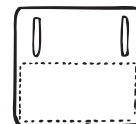
No.	Description	Wt (lbs)
TKL 5107-9	3½" x 9"	0.12



TIE WIRE REEL PAD

Worn on the belt under tie wire wheel. Made of 3/16" thick rigging leather with slots to accommodate belts up to 2" wide. Pad sizes 7"x7" with rounded corners. Under side has a sponge rubber pad to minimize hip fatigue.

No.	Description	Wt (lbs)
TKL 27450	7" x 7"	2.25



Carpenter Aprons, Nail Bags and Pouches available upon request.

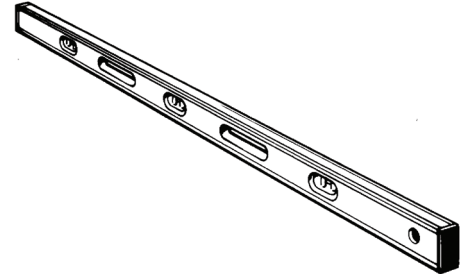
Please call customer service for quotes.

LEVELS

LAMINATED HARDWOOD

Highest quality laminated African walnut levels. Two level bubble vials. Extremely accurate and durable. All with green vials, 42" and 48" available with strike plate.

No.	Description	Wt (lbs)
TBL L12W	12"	1.00
TBL L18W	18"	1.30
TBL L24W	24"	1.80
TBL L36W	36"	2.90
TBL L42W	42"	3.00
TBL L48W	48"	3.40
TBL L48WS	48" with Strike Plate	3.40
TBL LWL	Clear Lens	0.10
CLEAR VIALS SPECIAL ORDER		



ALUMINUM

Designed to be hit with the trowel. One third lighter than laminated wood levels. Centered hand holes optimize balance. Top reading horizontal vial. Stands up to thousands of drops, will not warp or twist. Vials never to fog, leak or require adjustment. Water and brush cleanup. **Electronic** levels have two displays. Have Electrostatic Enamel Finish: Baked on, tough. Accuracy reads $\pm 0.05^\circ$ at Level & Plumb. Accuracy of $\pm 0.2^\circ$ at $\geq 1^\circ - \leq 89^\circ$.

No.	Description	Wt (lbs)
TBL L24A	24"	0.70
TBL L24AB	24" (Blue Aluminum)	1.70
TBL L24AE	24" (Electronic)	1.60
TBL L36A	36"	1.50
TBL L48A	48"	1.15
TBL L48AB	48" (Blue Aluminum)	2.90
TBL L48AE	48" (Electronic)	2.80

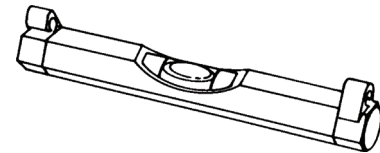


(ELECTRONIC LEVEL)

LINE

Made of hexagon aluminum tubing, furnished with two strongly built line dips. This level can be used on the line or as a surface level.

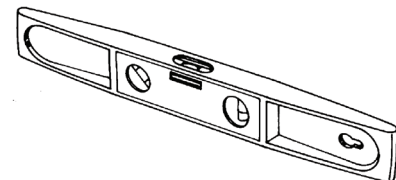
No.	Wt (lbs)
TBL LL	0.10



MAGNETIC TORPEDO

Made of lightweight aluminum, this magnetic level is perfect for those small places.

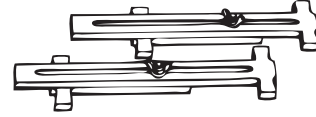
No.	Wt (lbs)
TBL LT	0.24



ADJUSTABLE LINE STRETCHER

Adjustable line stretcher works on various size blocks from 4" to 12". Change size by moving bolt and wing nut to correct hole. Sold in pairs.

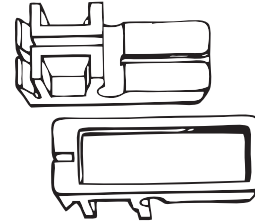
No.	Wt (lbs)
TML SA	0.76



BLOCKS

Sure gripping line blocks are the standard of the industry. 2 per package.

No.	Description	Wt (lbs)
TML BP	Plastic	0.20
TML BW	Wood	0.18



BRAIDED MASONS

Braided nylon line on the roll has built in elasticity and eliminates sagging. Standard & Florescent Colors.


No.	Roll	Color	Wt (lbs)
TML 5Y	500'	Yellow	0.54
TML 5G	500'	Green	0.54
TML 5GF	500'	Green Florescent	0.54
TML 5W	500'	White	0.54
TML 50F	500'	Orange Florescent	0.54
TML 5PF	500'	Pink Florescent	0.54
TML 5YF	500'	Yellow Florescent	0.54
TML 5PF	1000'	Pink Florescent	0.98
TML 1Y	1000'	Yellow	0.98
TML 1GF	1000'	Green Florescent	0.98
TML 1W	1000'	White	0.98



No.	Winder	Color	Wt (lbs)
-----	--------	-------	----------

Following on Winders

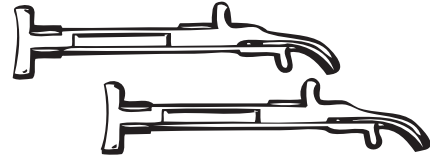
TML W2Y	250'	Yellow	0.34
TML W2W	250'	White	0.34
TML W2O	250'	Orange	0.34
TML W2P	250'	Pink	0.34
TML W5Y	500'	Yellow	0.54
TML W5W	500'	White	0.54
TML W5O	500'	Orange	0.54
TML W5P	500'	Pink	0.54



CEMENT BLOCK LINE STRETCHERS

Stretches line tight between blocks. Can be use as a winder to store line when not in use. Sold in pairs.

No.	Description	Wt (lbs)
TML S810	8" to 10"	0.68
TML S812	8" to 12"	0.76
TML S68	6" to 8"	0.62
TML S46	4" to 6"	0.56



PINS

Tapered line pins are made from tempered tool steel and nickel plated. Finest quality pins for the cost. Packaged 4 per package.

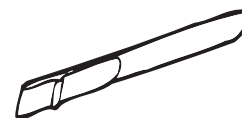
No.	Description	Wt (lbs)
TML P	6"	0.46



SNAP-OVER LINE TWIGS

Manufactured from spring steel. They snap around the mason's line and eliminate sagging. 14 per package.

No.	Size	Wt (lbs)
TML PS	4" Long x 5/8" Wide	0.12




MEASURING TAPE

MEASURING

25' hard durable plastic with bright neon coloring. Features a high visibility yellow blade for easy reading. Graduated in 1/16" markings, with stud marking every 16".

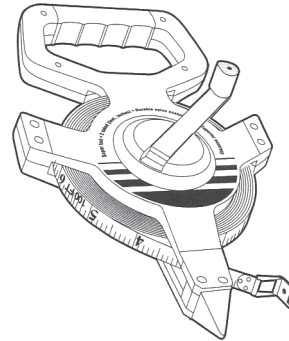
No.	Size	Wt (lbs)
TME T25	25'	0.92



STEEL-BLADED

Printed on both sides with large, graduated numbers for easy reading. The blades end with a double hook that lets you lock down either side of the blade. 3 x 1 fast rewind!

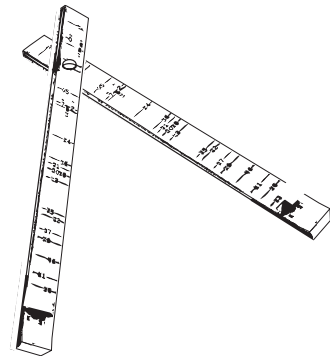
No.	Size	Wt (lbs)
TME T100	100'	1.20



MODULAR SPACING

Lists modular spacings on one side; feet, inches, eights and sixteenths on the other side. Has six scales. First section is short for butting rule on first 16' module. Legs have square ends.

No.	Description	Size	Wt (lbs)
TME MW	Wood	6'	0.34
TME MF	Fiberglass	6'	0.34



MASONS TAPE

This 10' spacing tape has both modular and standard marking scales-one edge modular and the other edge standard spacing.

No.	Size	Wt (lbs)
TME T10B	10' x 1"	0.32



MEASURING TAPE

ENGINEERS RULE

Red end folding rule is the finest engineer rule made. Graduations: inside markings in feet, 10ths and 100ths of feet. Foot numbers in red, repeated each inch and 10th of a foot. Finest hardwood selected hard rock maple.


No.	Description	Size	Wt (lbs)
TME EW	Wood	6'	0.34



MASONS RULE

Lists ten coarse spacing on one side; has inches, eights and sixteenths on other side.

No.	Description	Size	Wt (lbs)
TME BW	Wood	6'	0.34
TME BF	Fiberglass	6'	0.34



MEASURING WHEEL

Professional long distance. Balanced in-line design. Sealed roller bearings, 12.5" wheel and hi-traction tire. Has a folding handle with hefty pistol grip. Belt driven counter for long life and smooth operation. This wheel measures in Ft/10ths; Includes a carrying case.

No.	Wt (lbs)
TME W	8.0

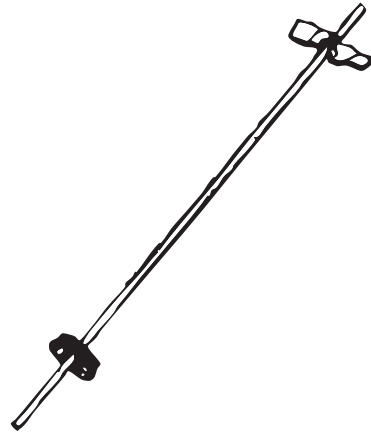


CARRYING CASE

DRUM

The drum agitator is a simple accessory used with a standard 1/2" industrial drill. The "paddles" on the drum agitator fold down to fit through the standard opening in any drum. The spinning shaft causes the paddles to open in the drum, thoroughly blending the material for maximum product performance.

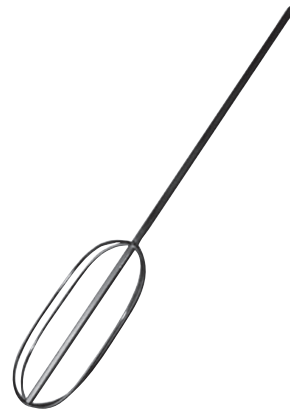
No.	Shaft	Shank	Wt (lbs)
TMX D	36"	1/2"	2.50



OVAL MIXER

This high viscosity oval shape mixer is designed for self leveling materials.

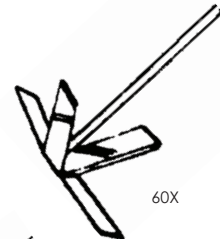
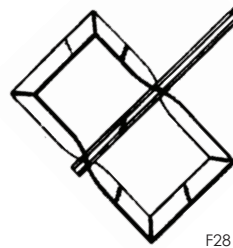
No.	Shaft	Wt (lbs)
TMX O	26"	2.00



FAST

Heavy duty mixers are ideal for mixing drywall mud, mortar or cement grout. Fits any 1/2" or larger slow-speed drill.

No.	Head Size	Shaft	Shank	Wt (lbs)
TMX F28	8 1/2" x 4"	28"	7/16"	1.80
TMX F36	8 1/2" x 4"	36"	7/16"	2.00
TMX F30	9 5/8" x 6 1/4"	30"	1/2"	3.90
TMX 60X	5"	17"	3/8"	2.00
TMX 100X	7"	30"	1/2"	3.00
TMX MX1	4 3/4"	26"	1/2"	2.00



MIXERS

HAND HELD PADDLE MIXER

The ultimate mixer for mortars, grouts and viscous materials. Dual speed power mixer with a soft start feature. Variable speed with a constant speed control setting. Ergonomically designed with a soft grip feature. Threaded shaft connection creates optimal performance when mixing large quantities of viscous materials. Maximum batch size up to 25 gallons depending on consistency.

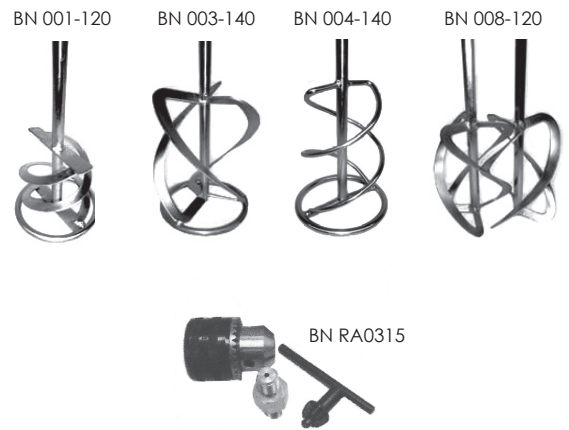
No.	Description	Wt (lbs)
BN 6208B	11 Amps, 120v, 2-speed, with mixing paddle.	16.50
BN 6402A	11.7 Amps, 120v, 2-speed, with mixing paddle.	19.00



MIXING PADDLES

Professional mixing tool for viscous materials. Threaded shaft promotes a positive connection. **Part # 001-120** is designed for plasters, adhesive mortars, mortars, tile adhesives and fillers; best for sticky and viscous materials. **Part #003-140** is designed for concrete, mortars, plasters, heat-insulating plasters, and epoxy resin with sand; best for heavy and high viscosity materials. **Part #004-140** is designed for thinset, tile adhesive, grout, adhesive mortars, ready-mix mortars, and pointing mortars & fillers, best for small volumes on high speed mixers. **Part #008-120** (sold in pairs left & right) is designed for concrete, cement, mortars, and grouts with aggregate less than 3/8" diameter. Also for gypsum lime plaster, fibrated aluminum roof coatings and paints.

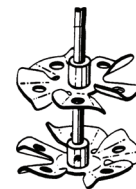
No.	Head Size	Shaft	Connection	Wt (lbs)
BN 001-120	4-3/4"	24"	M14 x 2 male threads	5.00
BN 003-140	4-3/4"	24"	M14 x 2 male threads	5.00
BN 004-140	4-3/4"	24"	M14 x 2 male threads	5.00
BN 008-120	4-3/4"	24"	1/2" Hex Shank (sold in pairs)	5.00
Chuck Adapter - Optional				
BN RA0315	1/2" Chuck adapter available for any hexagonal shaft mixing paddles.			1.00



JIFFLER

Two Wheels - Two steel mixing wheels. Easily mixes five gallons of paint in two minutes.


No.	Head Size	Shank	Wt (lbs)
TMX J24	5"	3/8" x 24"	2.20



JIFFY

Produces a smooth, lump free, bubble free mix in just a few seconds when chucked into any 1/4", 3/8" or 1/2" drill. Recommended speed of 450-700rpm. The two vertical blades keep the mixing action inside the cage of the tool. The sealed ring design prevents puncturing or damaging mixing container.

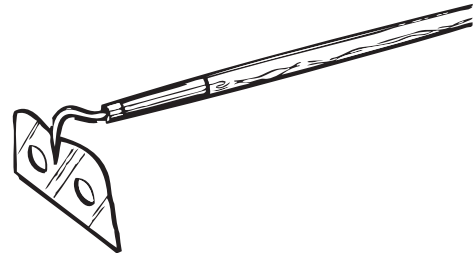
No.	Shank	Shaft	Head	Wt (lbs)
Stainless Steel				
TMX J15	1/4"	15"	2"	0.50
TMX J21	3/8"	21"	3 3/4"	1.50
TMX J30	1/4"	30"	2"	1.25
TMX J40	1/2"	40"	5"	2.50
TMX J10	1/4"	10"	1 1/4"	0.35



HOES

Mortar hoe has two holes for better mortar mixing. Heavy duty handle. Preferred by the pros.

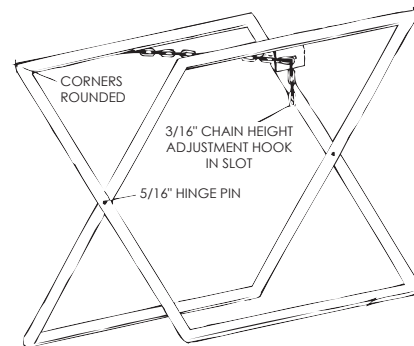
No.	Size	Wt (lbs)
Short Handle		
TSH SHH	6" x 4" Blade with 48" Wood Handle	2.50
Long Handle		
TSH LHH	6" x 10" Blade with 66" Wood Handle	4.70



STANDS

Stands are strong, yet light enough for easy transportation. Durable steel construction, they outlast most wood stands, save money and set up time.

No.	Size	Wt (lbs)
TBL MS24	24"	18.00
TBL MS30	30"	22.00
TBL MS36	36"	26.00
TBL MS48	48"	32.00



PAINT

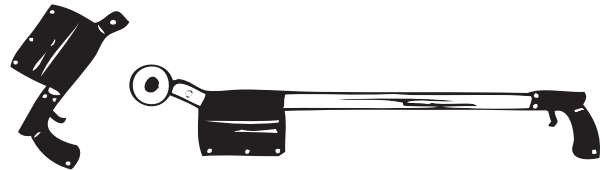
MARKING

No.	Color / Description	Size	Wt (lbs)
TPA B	Blue Florescent	17 oz.	1.60
TPA W	Standard White	17 oz.	1.60
TPA R	Florescent Red	17 oz.	1.60
TPA O	Florescent Orange	17 oz.	1.60
TPA G	Florescent Green	17 oz.	1.60
TPA Y	Florescent Yellow	17 oz.	1.60
TPA P	Hot Pink Florescent	17 oz.	1.60
TPA BL	Black	17 oz.	1.60



MARKING TOOLS

No.	Description	Wt (lbs)
TPA MH	Spot Marker Handle	1.00
TPA MW	Walking Marker Handle	2.00



SPECIALTY

No.	Color	Size	Wt (lbs)
TPA C	Clear Acrylic	12 oz.	1.25
TPA ZP	Zinc Rich Primer	20 oz.	1.60



PAINTSTICK

Real paint in stick form. Weather resistant, UV resistant. Ideal for layout, color coding, fabrication and identification. Marks through oil and water. Marks on smooth, rough, rusty or dirty surfaces. For use on metal, wood, plastic, concrete, rubber, glass, cardboard and paper. Lead free and nontoxic. 12 per carton.

No.	Description
TCL PB	Type B Blue
TCL PBL	Type B Black
TCL PFG	Type F FLOR Green
TCL PFO	Type F FLOR Orange
TCL PFP	Type F FLOR Pink
TCL PY	Type B Yellow

No.	Description
TCL PG	Type B Green
TCL PGR	Type B Grey
TCL PO	Type B Orange
TCL PR	Type B Red
TCL PW	Type B White





MASCO.NET

PLIERS

CONSTRUCTION WRENCH

Versatile wrench fits all nuts and bolts to 1½". Eliminates the need for carrying several fixed-size wrenches. Drop-forged from select alloy steel with continuous taper handle. Industrial black finish.

No.	Size	Length	Wt (lbs)
TKL 3239	1½"	15"	2.40



END CUT NIPPERS

High quality lather's nippers. Perfectly forged and tempered tool steel is perfect for cutting wire. Easy to use; with plastic handles.

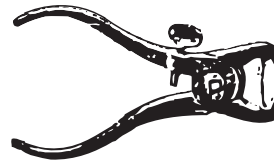
No.	Length	Wt (lbs)
TKL D2328	8"	1.00



HOG RING

7/8" opening hog rings should be placed at the outer most rib of waterstop 12" on center. Tie off to reinforcing.

No.	Wt (lbs)
CT HRP	0.05



IRONWORKERS

Wire cutting for tying concrete reinforcing bars. Curved end handle; dipped handles. Bevel nose design plus long handles.

No.	Length	Wt (lbs)
Ultra Durable - Side Cutter for Rebar Work		
TKL D20007CST	7"	0.80
TKL D20009ST	9"	1.00
TKL D2489ST	9"	1.00
No.	Length	Wt (lbs)
Standard - Side Cutter for Rebar Work		
TKL D2017CST	7"	0.80
TKL GG517	9"	1.00
TKL D2139ST	9¾"	1.10
No.	Length	Wt (lbs)
Narrow Nose - Side Cutter for Tight Places		
TKL D2017NE	7"	0.80



D2017CST



D2017NE



D2489ST



D20009ST

PLIER HOLDER

Nose of pliers does not protrude from this high quality holder. Bottom is vented to prevent collection of dirt or water. Slotted to fit belts up to 2" wide. Made of leather.



No.	Size	Wt (lbs)
TKL 5107-9	3½" x 9"	0.12

BELT

Heavy duty 2" leather belt is ideal for nail bags and tool pouches. Rugged leather for long wear.



No.	Size	Wt (lbs)
TKL 5415	37" to 44"	0.56

100

MASONS SUPPLY COMPANY

Oregon (800) 537-3407 ♦ Washington (800) 537-6216

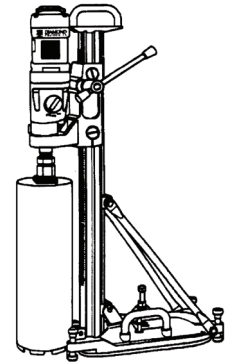
Clackamas | Eugene | West Eugene | Hillsboro | Medford | Portland | Salem | Ridgefield | Seattle | Tacoma | Woodinville

POWER TOOLS



COMBINATION CORE DRILL


The most versatile drill rig on today's market. This rig allows you to anchor a base to the substrate or if you're unable to set an anchor the vacuum base allows you to attach the base by means of vacuum system. The drill post may also be adjusted to drill on an angle up to 45°. If the area is too confined for drill post, you may detach drill motor and unit becomes a hand held core drill. This rig is ultra light (35 lbs.) and comes with 3 speed motor able to drill up to 6" diameter hole.



No.	Wt (lbs)
DP M4COMBO	35.00

HAND HELD ELECTRIC DRILL

Lightweight hand held drill has 14 amp/110 volt, 3 speed motor and a safety override slip clutch. Comes with water valve attachment and built in leveling bubbles for precision horizontal and vertical drilling. Recommended up to 3" bits hand held, and 6" bits on drill stand.



No.	Wt (lbs)
DP WEKA	15.00

HAND HELD POLISHER

Rugged, hand-operated 12 inch platform that grinds, hones, and polishes concrete surfaces. Uses three 5" diamond polishing pads or cup wheels. It operates wet or dry (with use of optional cowl). 'Planetary', gear-driven tool. 12 inch platform turns at a lower rate than the higher rotational speed (> 2000 rpm) of 5 inch platens. This provides the best speed for diamond polishing. Unit is powered by a heavy duty FEIN variable speed polisher. This polisher has a center coolant feed, precision bearings and sturdy construction.



No.	Size	Wt (lbs)
DP DS301	Hand Held - 3 Head	44.00

SINGLE HEAD WALK BEHIND POLISHER

Rugged, 2 HP walk-behind floor version of the DS301 with a 12" platform that grinds, hones and polishes concrete surfaces. Uses three 5" diamond polishing pads or cup wheels. It is driven by 2 HP Baldor electric motor and controller. The controller may be set for 110C or 220V input power. Ideal for use in tight areas, edging under toe kicks, steps and floor surfaces up to 1,000 square feet. Has enough power to grind with heavy duty cup grinding wheels and enough speed for fast polishing. Slurry kit, center coolant feed and 1" vacuum port included.



No.	Size	Wt (lbs)
DP DS302	2HP Single Head	235.00

DUAL HEAD POLISHER

An ultra powerful 5 HP twin head walk behind grinder-polisher with six 5" rotating floating heads on the surface backed by 220V single phase power. It has a variable speed adjustment knob and uses the same planetary surface system. Each planetary unit has three 5" rotating heads (total of 6 on the machine), each with a 5/8-11 spindle. For polishing, 5" Velco® backup plates allow easy attachment of diamond polishing discs.

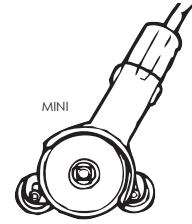


No.	Size	Wt (lbs)
DP DS605	5HP Dual Head	320.00

GRINDER ROLLER

Installs in seconds for crack-chasing and tuck pointing. Has an adjustable depth of cut and non-marking wheels.

No.	Description	Wt (lbs)
PA MINI	Mini Roller for 4" and 4½" Grinders	1.40



CEILING GRINDER

Grinds ceilings 7' to 12' high. Swivel adjustment allows grinding up to and along edge of wall. Self aligning grinding head makes full surface contact easy to operate because it needs no adjustment.

No.	Power	Wt (lbs)
OZ CG12	1½ HP Elec	200.00



ANGLE GRINDER

Angle Grinders are designed for heavy professional grinding applications. Small circumference barrel grip for easy handling. Labyrinth construction seals motor and bearings for contamination. Switch is located on top of the motor house. Spindle lock for easy wheel changes. Side handle can be installed on either side of tool for operator convenience.

No.	Description	Wt (lbs)
MAK 9557NBX	4½" x 6.4 AMP - 10,000 RPM	5.50
MAK 9067L	7" x 15 AMP - 6,000 RPM	10.60
Accessories		
MAK 323015-A	Adapts M10x1.25 to 5/8" - 11 arbors	0.05
MAK 7824126	Wrench for 4.5 grinders	0.50



NUT KEEPER (LOCK NUTS)

For use with Diamond Blade, Grinding, Cut-Off & Multi-Disc Wheels.


No.	Description	Wt (lbs)
MAK 193465	5/8"-11, for 4½", 5", 7", 9" grinders	0.20



CONCRETE MIXER

Concrete mixers meet every job site application and include the largest portable concrete mixing capacities in the industry. An exclusive cowl provides 21% more volume of air to the engine. Has the strongest towpole in the industry. A safety chain with patented storage attachment. A guarded pinion gear increases operator safety. Large rugged steel paddles for fast, complete mixing.


No.	Capacity cu.ft.	Power Source	Wt (lbs)
ST CM65H	6	Honda 5.5 HP	675.00
ST CM98H	9	Honda 8HP	800.00



MORTAR MIXER


Mortar, Plaster and Fireproofing mixers fit every mixing need. From a small wheelbarrow style to a heavy-duty totally enclosed gear drive mixer. Has patented quadruple seals and bearings. Removeable bearing housing for easy service. An exclusive cowl provides 21% more volume of air to engine. Has the strongest towpole in the industry. Paddles with rubber blades keep drums cleaner, promote more uniform mixing. For contractors or extensive, dependable rental use.

No.	Capacity cu.ft.	Power Source	Wt (lbs)
SN 655PM5	6	5.5 HP, Honda w/oil alert	535.00
SN 655PM8	6	8 HP, Honda w/oil alert	550.00
SN 855PM8	8	8 HP, Honda w/oil alert	605.00



REBAR BENDER

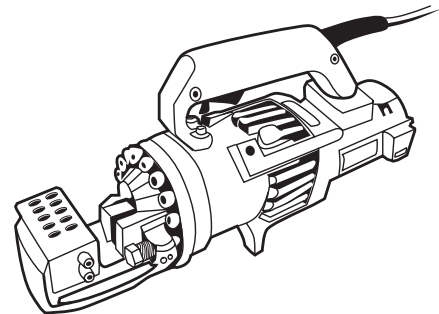
This rebar bender is a portable machine designed for accurate, precise bending. Each bend is automatically made to the exact angle desired. Bends a full range of bar sizes up to 7/8" diameter (#7 rebar). A foot switch is included for hands-free bending. This bender features single phase, 115 volt universal motor, is compact and lightweight for easy portability and extremely easy to operate. Single control knob selects precise bending angle from 0° to 180°. Electro magnetic clutch is close-coupled to the motor; motor runs only during bending operation for lower noise level and energy efficiency. Sealed clutch-gear case prevents contamination and requires no inspection or maintenance. Emergency stop button and flush mounted start button for safety. Tool kit included. Other sizes available.



No.	Size of rebar	Wt (lbs)
BN DBD25X	#7	200.00

HYDRAULIC REBAR CUTTER

Electric-Hydraulic rebar cutter simplify the job. They are compact, portable machines than can easily and safely cut rebar right at the job site with minimum effort. Our lightweight, hand held cutters can be used on virtually any rebar job - from slabs and masonry walls to large scale buildings and bridges. With weights from 10.50 lbs. to 38.00 lbs., they are easily carried on the job and can be used overhead.



No.	Max Size of rebar	Voltage	AMPS	Wt (lbs)
BN DC20WH	#6 Bar	115V 50/60Hz	10.0	25.4

No.	Replacement Jaw	Cutter
BN 20XHJAW		BN DC20WH

POWER TOOLS



RE-BAR TIER RB397

The RB397 is 5 times faster than manual tying. Makes ties in less than 1 second per tie with consistent tie strength. High speed tying saves you time and money. One hand operation. Lightweight and compact body. Features a Li-Ion higher capacity battery for longer charge. Brushless twisting motor. Just pull the trigger, this simple operation reduces potential wrist damage such as carpal tunnel injuries.

AUTO SHUTOFF: Auto shutoff features extends battery life.

BELT HOOK: Reversible belt hook eliminates bulky holster and keeps tool handy and safe.

TIE WIRE: (21ga) Uses only MAX genuine TW897A, TW897A-PC and TW897A-EG wire.

NEW ENCLOSED DESIGN: Tool is better sealed to keep dirt and debris out of tool to extend tool life.



No.	Dimensions	Size of rebar	Wt (lbs)
MAX RB397	12"(H) x 4-1/8"(W) x 11-3/8"(L)	Up to #6 x #5	5.20
Accessories			
MAX 21TIE	21 Gauge Tie Wire	50/Ctn	50.00
MAX CHARGE	Charger	-	2.00
MAX BAT	Rechargeable Battery	-	2.00

RE-BAR TIER RB655

The RB655 is 5 times faster than manual tying. Makes ties in 0.8~1.1 second per tie with consistent tie strength. The combination of 16 gauge tie wire and a powerful twisting motor insure a perfect tie every time. Wire usage is regulated automatically. High speed tying saves you time and money. One hand operation. Lightweight and compact body. Powered by a re-chargeable battery. Just pull the trigger, this simple operation reduces potential wrist damage such as carpal tunnel injuries.

TIES PER COIL: 120-230 ties/coil

TIES PER CHARGE: 2-4 coils/charge

TIE WIRE: (16ga) Uses only MAX genuine TW1525 series.



No.	Dimensions	Size of rebar	Wt (lbs)
MAX RB655	13-3/8"(H) x 4"(W) x 13-3/8"(L)	Up to #9 x #8	7.20
Accessories			
MAX 16TIE	16 Gauge Tie Wire	50/Ctn	50.00
MAX CHARGE2	Charger	-	2.00
MAX BAT2	Rechargeable Battery	-	2.00

MASONS SUPPLY COMPANY

105

Oregon (800) 537-3407 ♦ Washington (800) 537-6216


Clackamas | Eugene | West Eugene | Hillsboro | Medford | Portland | Salem | Ridgefield | Seattle | Tacoma | Woodinville

CORDLESS SUPER PINNER

The Cordless SuperPinner is a super-powerful gas powered steel pinner. Drives a wide range of pins - from 3/4" x .102" pins up to 2-1/2" x .145" pins. Low recoil causes less operation fatigue. Easy jam clearance door. Reversible belt hook (Right or left hand). One step easy pin loading. Safety lock-out mechanism.

- FIRING METHOD:** Sequential trip
BATTERY TYPE: Ni-MH 6V 1.5Ah
RECHARGE TIME: 2.5 hours
BATTERY LIFE: Approx. 4,500 pins
FUEL CELL LIFE: Approx. 800 pins

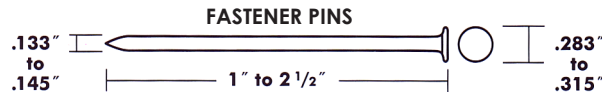
No.	Dimensions	Load Capacity	Wt (lbs)
MAX GS865E	16-1/4"(H) x 4-3/4"(W) x 17-3/4"(L)	40 Pins	9.70
Accessories			
MAX 114PIN-GAS	1-1/4" Wood to Steel Pins	800/Ctn	7.20
MAX 212PIN-GAS	2-1/2" Wood to Concrete Pins	800/Ctn	8.40




POWERLITE PINNER

Powered by 400 psi high pressure system. Extremely powerful-186 Ft. lbs. driving energy. Features a unique tangle free swivel fitting. Lightweight at only 6.4 lbs.

- FIRING METHOD:** Sequential trip
OPERATING PRESSURE: 210 to 320 psi
AIR CONSUMPTION: 0.166 ft3/cycle at 320 psi
DRIVING POWER: 2,231 inch lbs
POWER TO WEIGHT RATIO: 348



No.	Dimensions	Operating Pressure	Load Capacity	Wt (lbs)
MAX HN120	15-3/4"(H) x 3-3/8"(W) x 12-3/8"(L)	210 to 320 psi	50 pins	6.40
Accessories				
MAX 114PIN	1-1/4" x .145 Wood to Steel Pins	1000/Ctn	-	12.00
MAX 212PIN	2-1/2"x.145 Wood to Concrete Pins	1000/Ctn	-	15.00
MAX 78WASH	MAX Washer 7/8"	10/Ctn	-	12.00




POWERLITE COMPRESSOR

A 500 psi high pressure air tank compressor with 4 air-outlets provide flexibility. 2 for high pressure and 2 for regular pressure. Features an easy drain lever and DC Brushless Motor with inverter kit.

- RATED CURRENT:** 13A
TANK: 2.6 Gal
RPM: 3,300rpm (High Power / Normal Mode) 2,200rpm (Quiet Mode)
AIR DISPLACEMENT: 3.5 CFM @ 100 psi, 2.8 CRM @ 300 psi

No.	Dimensions	Power	Wt (lbs)
MAX AKHL1230E	12-1/2"(H) x 14-5/8"(W) x 21-1/2"(L)	115V 60Hz 2HP	46.30
High Pressure Hose			
MAX KH50	100'	-	10.50

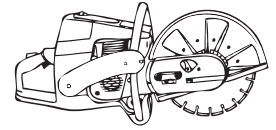


POWER TOOLS



CUT-OFF SAW


Contoured paddle grip for greater operator comfort. Has a 5 stage air filtration. Microchip controlled carburetor designed to compensate timing according to work load. Large volume exhaust ported to direct debris away from operator. Aluminum guards and blade pressure plates to reduce weight and vibration. Quick action guard adjustment with preset stops. Quickest cutting arm position change available. Spring tensioned belt adjustment with gauge for accuracy. Externally positioned clutch with vented housing for cooler engine operation. Compression release valve reduces force required to pull rope starter by 70%. 2 mass dampening system provides reduced vibration to operator. Air intakes in filter hood ported to reduce intake noise by 40%. Single knob access to primary air filter and spark plug. Computer controlled ignition provides smooth power transition at all ranges.




No.	Blade Size	Engine Size	Wt (lbs)
DP 14SPEEDI	14"	4.5 cu. in. 5.6 HP	21.00
Accessories			
No.	Description	Wt (lbs)	
DP DOLLEY	Power Cutter Dolly	60.00	

CONCRETE SAW

Masons Supply offers a wide range of concrete wet saws. Our low horse power saws are available in push or self propelled with horse power ranging from 5 HP to 20 HP with several engines to choose from. High horse power professional saws range from 25 HP to 72 HP turbo charged. With blade capabilities from 14" to 54". Electric saws are also available when gas fumes are a concern. They range from 20 HP to 50 HP, 200 volt or 460 volt. Saw may be customized to meet your specific needs. **Please call customer service for specific saw specifications.**



LOW HP SAW

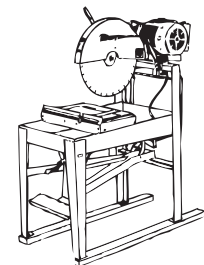



HIGH HP SAW

MASONRY SAW

For ease of transport these saws have a stand for all saws. Water pump standard and easy, safe access to depth control lock. The 14" brick saw 1.5 or 2.5 HP electric motor is the biggest on the market and is cooler running, also has optional Honda 5.5 HP gas power. Open throat cutting and removable head. 20" and 24" block saws available with 5 and 7.5 HP electric or Honda 9 and 13 HP gas power.


No.	Power	Blade Sizes	Depth of Cut	Wt (lbs)
Brick (Includes Stand)				
DP 515ME	Elec. 1.5HP	14"	4.5"	219.00
DP 555MH	Honda 5.5 HP	14"	4.5"	197.00
Paver				
DP CC300M	Elec 3 HP	14"	4.5"	80.0
Block				
DP CC850E120	Elec. 5 & 7.5 HP 1 or 3 Phase	20"	8.0"	570.00
DP CC875E124	Elec. 5 & 7.5 HP 3 Phase	24"	10.0"	570.00
No.	Description	Wt (lbs)		
DP 2600201	Water Pump	3.00		
DP 2500582	Replacement Cart Wheels	1.00		



BLADE ROLLER KIT

Removeable rolling platform for your circular saw. Attaches with no tools required. High strength, lightweight aluminum ensures longevity. Precision accuracy and ease of motion. Turn your hand held saw into a miniature concrete saw in seconds. Cuts angles and depths same as an unequipped saw but with ease.

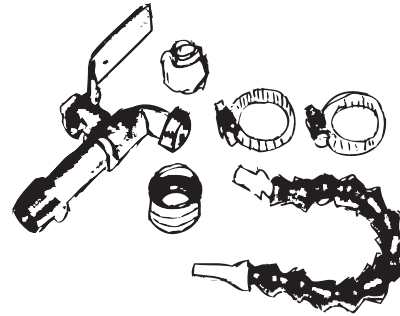
No.	Description	Wt (lbs)
PA ROLLER	Blade Roller	1.60



WATER KIT

Helps control dust. Finger tip controls allows for minimal use of water. Longer blade and tool life due to cooling and lubricating process. Recommended for precision cutting. Kit includes GFCI, Ball valve diverter assembly and all necessary hardware for fastening to tool.

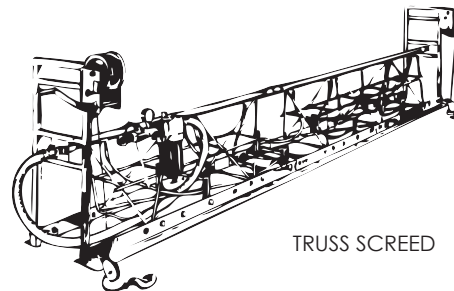
No.	Wt (lbs)
PA ROLLERH2O	1.20



TRUSS SCREED

Offers a lightweight, all bolted construction for speed of assembly and true alignment. The exclusive quick coupling system makes section assembly fast and easy. The unique cast aluminum A-frame design provides maximum structural strength. A double-jointed turnbuckle allows surface to be finished flat, crowned either parabolic rooftop, or inverted. Vibration is provided through an offset yet rigidly fixed bearing system that insures vibration along the full screed length and eliminated hammering action.

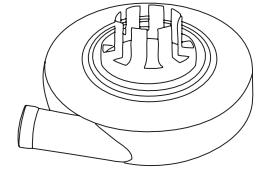
No.	Description	Wt (lbs)
MBW 08881	5.5 Honda Drive Kit	106.00
MBW 09125	End Handle Kit	49.00
MBW MVS2	2'-4" Section	16.40
MBW MVS4	4'-4" Section	32.00
MBW MVS8	8'-8" Section	60.00
MBW 08858	Hand Winch Kit	28.00
MBW 09072	8 HP Honda Drive Kit	115.0
MBW 15566	Power Winch Kit	180.00



TRUSS SCREED

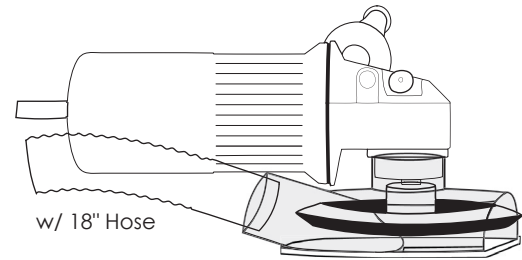
DUST MUZZLES

The Dust Muzzle uses the force created by the grinding wheel to push the dust out of the exhaust port. When connected, the Dust Muzzle can remove up to 95% of the pollutants at the point of origin. Will fit any 5", 7", or 8" angle grinder.



Dust Muzzle

No.	Description	Wt (lbs)
TDC 5KIT	4"-5" Dust Muzzle	0.50
TDC 7KIT	7"-8" Dust Muzzle	0.60
TDC 4BUD	4"-5" Dust Buddies	1.00
TDC 7BUD	7"-8" Dust Buddies	1.60
Accessories		
TDC HOSE18	18" Stepdown Hose 1.5" to 1"	1.00
TDC HOSE	48" Stepdown Hose 1.5" to 1"	2.50
TDC 5CP	4"-5" Crack Chaser Cover Plate	0.25



w/ 18" Hose



Crack Chaser Cover Plate

VACUUM

Primary and Secondary filters may be cleaned without removing the lid. There is no need to change the filters when switching from a dry job to a wet job (the filters never get wet). Recommended for any wet/dry application. Will never blow dust (not even on startup). Filters are washable. Double filter system. A quiet (81 decibels) design makes for a better working climate. Vacuum has a powerful 23,000 RPM 11.5 amp electric motor. The tools store easily on the vacuum. Automatic air shut off for all wet pickups. Suction hose can be used for draining a 16 gallon tank. High Impact & Rust Resistant tank for years of trouble free use.

No.	Description	Dimensions	Wt (lbs)
Equipment			
TDC 16003	16 Gal. Dustless Wet/Dry	W/12' x 1½" Hose	28.00
TDC 16006	16 Gal. Hepa/Dry	W/12' x 1½" Hose	33.60
Accessories & Attachments			
TDC 13001	WD Filter Package for 16003 only		1.00
TDC 13141	Micro pre filter (pkg. of 2)		1.00
TDC 13201	Hepa Filter Replacement		3.00
TDC 160147	Vacuum Clip, 6/pack		1.00



BACKPACK VIBRATOR

Powerful, portable and reliable...these gas power units, provide ultimate and immediate adaptability on the job. Utilizing rugged and dependable Honda gasoline engines, coupled to our "speed-up" transmission, vibrator heads develop 12,000 vpm and never drop below 10,000 vpm...Even in the heaviest low slump concrete loads. Mounted on very comfortable frames, these backpacks allow operators incredible maneuverability around the job. Run time with full tank approximately 1 hour plus.

BP50A Runs head up to 2½" diameter. Honda 2½ HP, 4 stroke, weight 24 lbs. Equipped with a totally enclosed rotary throttle and a conveniently located kill switch on the same handle.



BP50A

No.	Motor / HP	Max Head Size	Wt (lbs)
OZ BP50A	2½ HP Gas Honda	2½"	24.00

VIBRATOR ELECTRIC MOTORS

Manufactured to exacting specifications to withstand the rough day-to-day abuses associated with construction sites. Lightweight, compact and fitted with our comfortable adjustable shoulder strap, this one man power unit will speed through the stiffest concrete. All Power Units (gas and electric) run vibrator heads 11,000 to 12,000 vpm. They never drop below 10,000 vpm even in the lowest slump concrete when maximum head size specifications are followed. These power units come standard with the Quick Disconnect "QD" system. Changing shafts and heads on the job is a snap.



Model No.	Amps	HP	Maximum Head Size Steel
OZ 1.2	9	1¼	1½"
OZ 1.8	15	1¾	1¾"
OZ 2.4	17	2¼	2"

HEADS - STEEL	
No.	Size
OZ H075	¾"
OZ H100	1"
OZ H125	1¼"
OZ H150	1½"
OZ H175	1¾"
OZ H200	2"
OZ H250	2½"

SHAFTS	
No.	Size
OZ FS7	7'
OZ FS10	10'
OZ FS14	14'

Accessories	
No.	Description
OZ SC	Shaft Connector to Motor
OZ 6725A1	Ball Bearing Shaft to Shaft Connector

HEAD DIAMETER	RADIUS OF ACTION (R- Inches)
1"	4
1½"	6
1¾"	9
2"	11
2½"	13
These values are only a general guide.	



CORDLESS VIBRATOR

Powerful, 18V Lithium-Ion powered cordless vibrator delivers 13,000 VPM to both increase the strength of concrete and create a smooth mix. With a dual-directional switch, it's easy to hold the tool in either horizontal or vertical positions for up to 25 minutes of consistent use on a full charge. Features a 4 foot shaft with 1" vibrator diameter, 2 Lithium-Ion 18V 3.0 Ah batteries, a rapid charge battery charger and convenient hard-plastic carrying case.

No.	Wt (lbs)
MAK BVR450	7.70

BATTERY REPLACEMENT

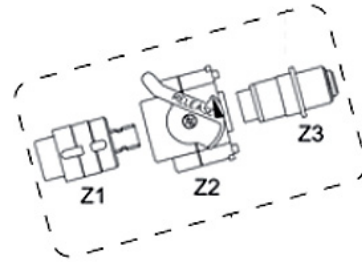
No.	Description	Wt (lbs)
MAK 18VLXT	18 volt battery	0.40
MAK DC18RC	Charger	2.20



POWER TOOLS

QUICK DISCONNECT REPAIR KIT

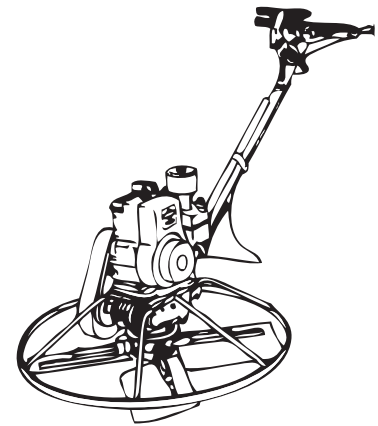
217A1 (**Z1**) threads on to any length of Oztec style flexible shaft.
 270MX1 (**Z2**) screws on to the motor housing.
 271GT1 (**Z3**) threads on to the motor armature (rotating part).
Comes as a three piece kit.



No.	Description
OZ QDKIT	Repair kit for quick Disconnect

POWER TROWELS

The walk behind Power Trowels are the lowest maintenance and longest lived trowels on the market. With an over-built gearbox, ground journal bearings, the strongest spider assembly available, teflon-lined bore inserts, and safety rings for operator protection, you will not find a more durable machine. Longer length handles produce greater leverage and fully enclosed safety switches add value to these precision-finishing machines. MBW's power trowel options include a quick tilting blade device, custom blades, adjustable guard rings for edging. **Gear Box:** Component by component, the gear box outperforms and out lasts the competition. From the single piece machined worm shaft to the over built spider assembly, the trowels are driven by the strongest gear box in the industry. **Constant Force Pitch:** The constant force pitch allows for quick blade adjustment and positive engagement. The constant force spring provides the smoothest and fastest blade adjustment. **Edger:** Adjustable guard ring offers operator the ability to finish within 1/8" of walls, eliminating costly hours of handwork.



No.	Size	Motor	Description	Wt (lbs)
MBW F365HE	36"	5.5 HP Honda	Standard / Edger	163.00
MBW F468HBE	46"	8 HP Honda	Blitz Pitch / Edger	224.00

PLATE COMPACTOR

This plate compactor delivers superior performance on all surfaces. Exclusive eccentric housing is an integral part of the base plate, so vibration is more effectively transferred to the ground. The base plate design includes an extra large oil reservoir that dissipates the internal heat to the entire plate surface. The reservoir cools the oil inside and preheats the base plate for more efficient performance on asphalt. Self-cleaning base plate eliminates rock and dirt buildup. The eccentric is slightly forward of the engine, delivering increased climbability. Synchronized drive system outsmarts the toughest conditions. Patented offset eccentric sheave eliminates belt stress extends belt life. Space-age on-piece Kevlar belt reduces wear, increases life. Single-piece, heavy duty centrifugal clutch delivers greater reliability.



No.	Motor	Plate Size	Compaction Force	VPM	Wt (lbs)
SN SFP22004	4 HP Honda	13" x 21"	2,200 lbs.	6100	140.00
SN SFP30005	5.5 HP Honda	20" x 24"	3,000 lbs.	6000	205.00

CORDLESS BRUSHLESS IMPACT HAMMER

Smooth variable speed control trigger, Built-in LED light, Durable DC Brushless motor, Reverse switch, Comfortable rubber grip, 30-Minute rapid charge battery and Belt hook.

MOTOR: Brushless DC Motor

NO-LOAD SPEED: 0 - 2,600 min-1

MAXIMUM TORQUE: 150N m (M14 HIGH TENSILE BOLT)

IMPACT RATE: 0 - 2,500 min-1



No.	Dimensions	Power	Wt (lbs)
MAX PJR143	9-1/4" x 3-1/4" x 5-1/4"	14.4 V, Li-Ion Battery	3.20
Accessories			
MAX CHARGE	Charger	-	2.00
MAX BAT	Rechargeable Battery	-	2.00

CORDLESS ROTARY HAMMER DRILL

More powerful impact with 25.2V battery using unique mechanism v.s. conventional 36V-battery models. Stable and consistent performance. Chuck for SDS Plus Bit, LED light, Normal / Low impact drilling mode selectable. Lithium-ion rechargeable battery. Drilling Mode Lever, Forward / Reverse switch, Comfortable rubber grip and Variable speed trigger switch.

MOTOR: Brushless DC Motor

BIT TYPE: SDS PLUS

RPM: 0 - 560 RPM (Low mode), 0-920 RPM (Normal mode)

IMPACT RATE: 0 - 2,860 BPM (Low impact mode), 0 - 4,700 BPM (Normal impact mode)

BATTERY CHARGER: JC928

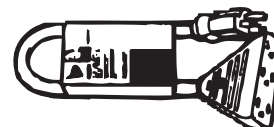


No.	Dimensions	Power	Wt (lbs)
MAX PJR265	13-1/16"(L) x 8-1/4"(H) x 3-1/4"(W)	25.2 V 3.0 Ah, Li-Ion Battery	3.20

ELECTRIC CORD

Extension cords in 50' and 100'. They are contractor grade 12 size 3 wire. UV resistant, water resistant. Lighted ends.


No.		Description
50' Cord	100' Cord	Color
VT 50RB	VT 100RB	Red / Black
VT 50YB	VT 100YB	Yellow / Blue
Miscellaneous		
VT 3A		2' Cord w/ Triple Tap



PROPANE BURNER

LP GAS

Puts instant heat where you want it. Perfect for melting ice build up, thawing pipes in frozen ground and heating work areas. Ground maintenance crews use for burning weeds, stumps, and grass between paving bricks. Each burner comes with a crass needle valve, ten feet of hose, and a fitting with built in excess flow valve to shut off gas if the flame goes out or the hose is cut. Propane tank not included.



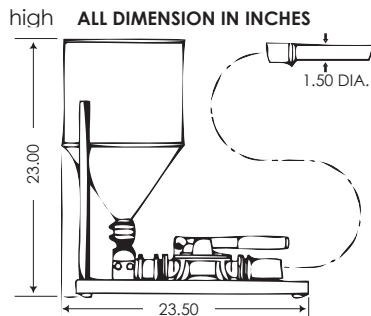
ME WB

No.	Description	Wt (lbs)
ME WB	Weed Burner Assembly	5.00

PUMPS

HAND PUMP

The inexpensive GP-2 heavy duty is the ideal tool for placing grout anywhere that high pressure is not required. Pumps most types of prepackaged non-shrink cement g Hand operated, no electric or air power source required. Output capacity is 6 gallon minute at 15psi. Hopper size is .62 cu. ft., vertical lift. Capacity is 12 ft. standard hose ID x 60" clear vinyl.

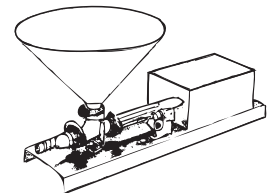


No.	Description	Wt (lbs)
AP GP2HD	Pump	21.00
AP 5019-20	Repair Kit	0.20

AIR GROUT PUMP

This unique portable piston pump is specifically designed for pumping of high viscosity slurries and grouts. The CG-050 is the only small, lightweight pump available that efficiently transfers cement slurries and premixed grout. And, it delivers at rates up to 5 gpm with pressures to 225 psi. It's engineered for minimal maintenance. The pump has just three wetted and only five working parts. Quick disconnect couplings allow rapid disassembly in less than 30 seconds. It's easy to clean and maintain in the shop or field. Safe, compressed air drive is especially suited for mines, tunnels, remote sites where electricity is unavailable and confined spaces where fuel fumes are dangerous. One man operation saves time and money. Drive power is 100 psi, 15 cfm air. Standard with heavy duty 1" ID x 12½ lf hose with quick lock couplings. 25 or 50 lf heavy duty hose available.

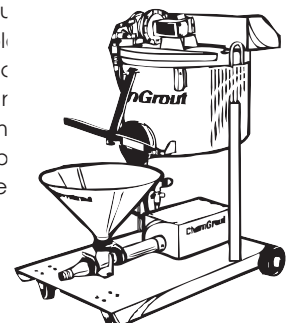
No.	Size	Wt (lbs)
CG 050	44" long x 10" wide x 21" high	52.0



AIR GROUT PUMP & MIXER

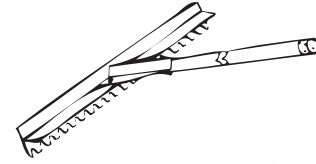
Described above. Together, they deliver low viscosity cement, sand/cement and premixed grout rates up to 5 gpm with pressures to 225 psi. The large 34 gallon mixing tank has specially designed blades and baffles that develop high shearing action. The action provides complete wetting and produce superior mix instantly. The mix is then transferred into the holding hopper. The entire system is balar to allow continuous feed and uninterrupted production. It's complete, ready for fast mobilization an be transported in a pickup truck. It's also easy to operate. One operator controls the mixer, p and productivity. Drive power is 100 psi, 85 cfm air. Standard with heavy duty 1" ID x 12½ lf hose with quick lock couplings. 25 or 50 lf heavy duty hose available.

No.	Size	Wt (lbs)
CG 550P	44" long x 27" wide x 48" high	275.0



ASPHALT LUTE

Magnesium lute has blunt pointed teeth letting asphalt flow through. Strong 2 piece bracket holds blade in place. Comes with 7' handle. Stands up to rugged use on all asphalt jobs. The 2½" teeth have been designed with squared-off tips to ensure long life when working with these abrasive materials. Long flat head makes it easy to smooth out surfaces.



No.	Size	Wt (lbs)
TRK L36	36" Head	5.00

BOW

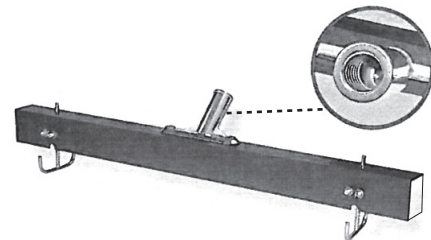
Heavy duty type for grading dirt or gravel and general job site clean-up.



No.	Description	Wt (lbs)
TRK BOW	15" Teeth	6.00

SLED STYLE GAUGE RAKE

This self-adjusting gauge rake will allow you to achieve a reasonably level depth when installing more cementitious materials. Easily moves over rougher surfaces. Handle adapter is threaded.

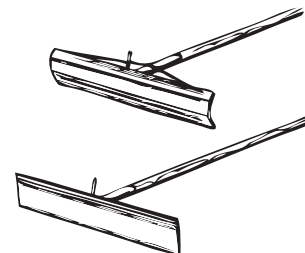


No.	Size	Wt (lbs)
TSQ 24GR	24"	5.00

KUMALONG

Heavy duty, lightweight tool smooths, spreads and grades concrete. Strong reinforced blade is 20"x4". Available with wood or aluminum handle with or without hook.

No.	Size	Description	Wt (lbs)
Steel			
TRK KS	20"	Wood Handle	4.00
TRK KSH	20"	Hook w/ Wood Handle	4.00
Aluminum			
TRK KA	20"	Wood Handle	2.00
TRK KAC	20"	Wood Handle Centered	2.00
TRK KAA	20"	Aluminum Handle	2.00
TRK KAG	19"	Aluminum Handle, Gold	2.00
Snap-In Head			
TRK CC923	24"	Head only for 1¾" handles	1.60




REELS

BELT

Heavy duty 2" leather belt is ideal for nail bags and tool pouches. Rugged leather for long wear.


No.	Size	Wt (lbs)
TKL 5415	36" - 44"	0.56



LOOP END

For fast tying of rebar or bags. Available in plain or PVC coated. Bar ties are available in full bundles. Ordering length indicates overall dimension from outside of loops.

No.	Size	Wt (lbs)
5,000 EA/Bag		
W 417WT	4" x 17 gauge	30.0
W 617WT	6" x 17 gauge	38.00
W 817WT	8" x 17 gauge	48.00
1,000 EA/Roll		
W 4BT	4" x 17 gauge	6.00
W 6BT	6" x 17 gauge	7.60
W 8BT	8" x 17 gauge	9.60
PVC 5,000 EA/Bag		
W 516PVC	5" x 16 gauge	37.50
W 616PVC	6" x 16 gauge	42.50



TIE WIRE

For tying rebar. Available in plain or PVC coated. 20 rolls per carton.

No.	Description	Wt (lbs)
W 16TIE	16 gauge	3.50
W 16.5TIE	16.5 gauge	3.50
PVC		
W PVCTIE	16 gauge PVC coated	3.00



TIE WIRE PREMIUM

16 gauge Premium Soft Annealed Tie Wire is soft, clean and tangle-free. Speedwire offers 14% more length on the 3.5 lb. coil enabling reel to be refilled less often. Speedwire is also easier to cut and twist. Wire is available in 3.5 lb. spools. 20 rolls per carton.

No.	Description	Wt (lbs)
W 16PREM	16 Gauge Premium	3.50
W 16.5SPEED	16.5 Gauge Speedwire	3.50




REELS

TIE WIRE REEL

Tie wire reel handles 12 to 18 gauge annealed, copper, galvanized and stainless steel wire. Holder designed for either right or left hand use. Re-winding knob conserves unused wire.

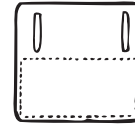
No.	Description	Wt (lbs)
TKL 27400	Aluminum	2.20
DD REEL	Plastic	0.90



TIE WIRE REEL PAD

Worn on the belt under tie wire wheel. Made of 3/16" thick rigging leather with slots to accommodate belts up to 2" wide. Pad sizes 7" x 7" with rounded corners. Under side has a sponge rubber pad to minimize hip fatigue.

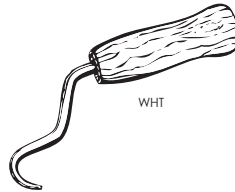
No.	Size	Wt (lbs)
TKL 27450	7" x 7"	2.25



WIRE TWISTER

Designed to twist wire bar ties with a minimum of effort. Lets you do the job right, quickly and safely.

No.	Size	Wt (lbs)
W HT	Hand	0.30
W ATT	Automatic	1.00

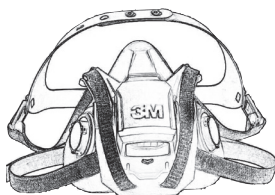


SAFETY SUPPLIES

REUSABLE 3M HALF MASK RESPIRATOR

- Resilient silicone faceseal provides comfort, durability, and stability with a soft but firm seal.
- Quick Latch mechanism makes it easy to drop down the respirator from face without removing head straps.
- Proprietary 3M Cool Flow valve helps reduce heat and moisture to make breathing easier.
- Low profile half facepiece design offers a wide field of view and compatibility with welding and grinding shields.

TKL 6502QL



TSA 60923



TSA 2097

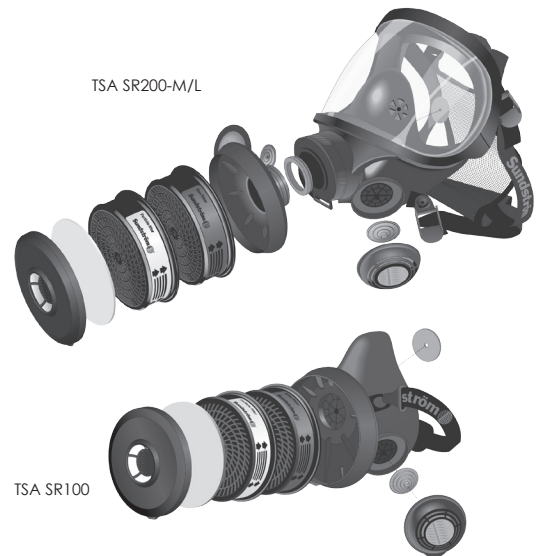


TSA 2071

No.	Description	Wt (lbs)
Half Mask Respirator		
TSA 6502QL-M/L	Medium/Large Half Mask	0.37
TSA 6502QL-S/M	Small/Medium Half Mask	0.37
Filters		
TSA 60923	P100 Organic Vapor/Acid Gas Cartridge (2 pk)	0.54
TSA 2071	P95 Particulate Filter (2 pk)	0.50
TSA 2097	P100 with Nuisance Level Organic Vapor Relief (2 pk)	0.50

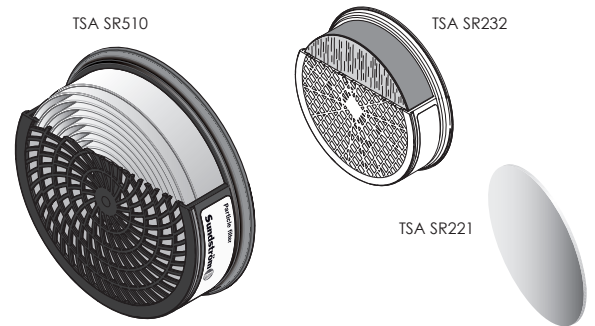
FULL FACE MASK RESPIRATOR

The SR 200 full face mask is made of silicone and is produced in one size that will fit most face sizes. The mask is equipped with three inhalation valves and two exhalation valves, and the breathing resistance is therefore very low. The exhalation valve covers with baffles effectively protect the valves and membranes against dust and paint mist. The design and location of the exhalation valves improve the scope available for communicating. The material and pigments of the mask body are FDA- and BGA approved for exposure to provisions, which minimizes the risk of contact allergies. The easily adjustable elastic head harness of the mask is secured to the visor frame and to the exhalation valves which, together with a large crown plate, contributes towards a comfortable and secure fit. The spherical visor of the mask is made of scratch-resistant polycarbonate, which provides a large field of vision. The mask can be used as a filtering device in combination with filters from the Sundström range of filters. Carrier strap and pre-filter holder for simple face-fit test are included. Provides limited eye protection (ANSI Z87.1-2010).



HALF MASK RESPIRATOR

The SR 100 half mask is made of silicone in three sizes, i.e. S/M, M/L and L/XL. The mask is equipped with two exhalation valves, which ensures very low exhalation resistance. The valve covers with partitions effectively protect the exhalation membrane against dust and paint mist. The material and pigment of the mask body are approved by FDA and BGA for foods, which minimizes the risk of contact allergies. The easily adjustable elastic head harness straps of the mask are designed as a V-shaped loop and have a large dished crown plate, which contributes towards a comfortable and safe fit. The mask is used as a filtering device in combination with filters from the Sundström range. A pre-filter holder for simple checking of the performance is supplied.



PARTICULATE FILTER (FOR TSA SR100/TSA SR200)

The SR 510, P100/HE particle filter is one of the mechanical type and designed for use in Sundström half mask and full mask Air Purifying Respirators (APR). The filter provides protection against all types of particulate pollutants. The particulate filter can easily be combined with chemical cartridges from the Sundström filter range in order to provide protection also against gasses and vapours, e.g. during spray painting. The particulate filter should be combined with pre-filter SR 221, which will thereby extend the life of the particulate filter.

CHEMICAL FILTER (FOR TSA SR100/TSA SR200)

The SR 232 OV/SD/CL/HC/HF chemical cartridge is used together with Sundström half masks and full face masks Air Purifying Respirator (APR) to provide protection against the following types of gases and vapours:

OV protects against Organic vapours.

SD protects against Sulfur dioxide.

CL protects against Chlorine.

HC protects against Hydrogen chloride.

HF protects against Hydrogen fluoride.

This chemical cartridge is approved for independent use or can be combined with the Sundström particulate filter SR 510.

MASK PRE-FILTER (FOR TSA SR100/TSA SR200)

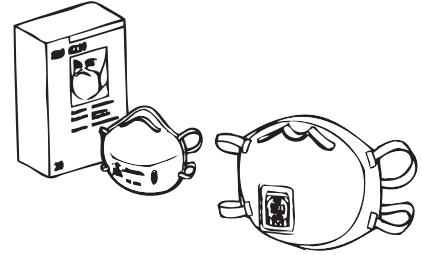
The SR 221 pre-filter is a non-classified filter media designed to capture coarse and larger particles while extending the life of the particulate filter SR 510. The pre-filter is placed in the pre-filter holder which attached to the particulate filter.

No.	Description	Wt (lbs)
Full Mask Respirator		
w/TSA PF (1), TSA PREFILTER (5), Prefilter Holder, Cleaning Wipe & ID tag		
TSA SR200-M/L	Medium/Large Full Mask	1.00
Half Masks Respirator		
w/TSA PF (1), TSA PREFILTER (5), Prefilter Holder, Cleaning Wipe & ID tag		
TSA SR100-L/XL	Large/Extra Large Half Mask	0.40
TSA SR100-M/L	Medium/Large Half Mask	0.40
TSA SR100-S/M	Small/Medium Half Mask	0.40
Filters		
TSA SR510	Particle Filter (use with TSA SR221)	0.36
TSA SR232	Chemical Filter	0.34
Pre-filters		
TSA SR221	Pre-filter	0.01

DUST MASKS

Protects against non-toxic dusts, powders, and spray materials. Comfortable, lightweight one piece construction. Elastic straps attached, no adjustment needed. Inexpensive enough to discard after one wearing, no maintenance.

No.	Description	Qty	Wt (lbs)
TSA DM	Particle Mask - 2 Strap	20	0.50
TSA DMV	Particle Mask - 2 Strap w/ valve	10	0.50



GLASSES

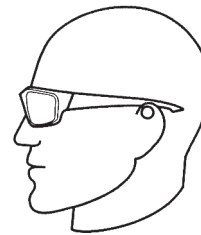
Protective plastic glasses are contoured for comfort and improved protection from falling or flying particles. Durable polycarbonate lenses resist scratches and fogging.

COPPER LENS: Engineered as a high contrast lens to give you greater depth perception and clarity.

SILVER MIRROR LENS: Has a lens coating which reflects more light, making it ideal for bright light conditions.

CLEAR LENS: Provides the protection you need with a coating to repel fog and steam.

No.	Description	Wt (lbs)
TSA DAKURA	Camouflage Frame, Copper Lens	0.08
TSA DELANO	Black Frame, Clear Lens	0.08
TSA KAZBEK	Silver/Black Frame, Silver Mirror Lens	0.08
TSA RECLUS	Silver/Black Frame, Copper Lens	0.08
TSA SAVOIA	Black/Clear Frame, Clear Lens	0.08



DAKURA



DELANO



KAZBEK



SAVOIA

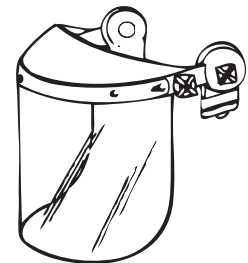


RECLUS

GOGGLES

Goggles have clear vinyl frames, clear acetate lens. Very light; complete eye protection. Fits over eye glasses. Face shield attaches to standard hard hat.

No.	Description	Wt (lbs)
TSA G	Goggles fog free w/ strap	0.14
TSA FS	Clear Face Shields for Standard Hard Hat	0.70
TSA FSR	Clear Face Shield Replacement	0.10




SAFETY SUPPLIES

HARD HATS

Our lightweight hard hats are penetration, impact, chemical and voltage resistant with ratchet adjustment and 6 point suspension.

No.	Description	Wt (lbs)
Standard		
TSA HP	Pink	0.86
TSA HR	Red	0.86
TSA HW	White	0.86
TSA HY	Yellow	0.86
Full Brim		
TSA HWF	White	1.00
TSA HRF	Red	1.00
TSA HYF	Yellow	1.00



HEARING PROTECTION

This ergonomically designed lightweight ear muff provides the maximum in wearing comfort. Adjustable ear cups and soft, flexible ear cushions provide a custom fit feeling at an economical price.

No.	Description	Wt (lbs)
Standard		
TSA EMG	Gray	0.76



EAR PLUGS

Disposable foam earplugs. Extra soft low pressure for comfort.

No.	Description	Wt (lbs)
TSA EP	Pair	0.01



VESTS

Highly visible fluorescent orange vest. Adjusts for comfortable fit.

No.	Wt (lbs)
TSA V	0.16



WINTER HARD HAT LINER


These hard hat liners can be worn over the head, under the hard hat for extra warmth.

No.	Description	Wt (lbs)
TSA HL	Quilted Liner	0.10



SPRINGARD™

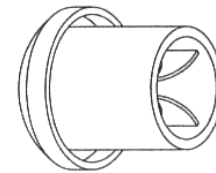
The Springard™ design mimics the structure of bones. Bone is light yet strong; its porous interior carries tension only when it's necessary leaving space elsewhere. In addition to a steel plate, the cylinder has an Energy Absorbing Material which independent lab tests has shown can absorb a bigger portion of the energy generated at impact during a fall. Springard™ is designed to be stronger, lighter and more cost effective, compared to the traditional covers currently on the market. Meets CAL-OSHA 1712 requirements. To be used only up to 7-1/2 feet.



No.	Rebar Size	Wt (lbs)	Qty/Ctn
CFA SPRINGARD	#3 to #8	.34	100

HORIZONTAL

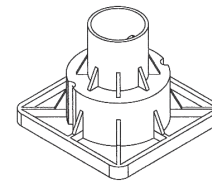
A safe solution to covering the ends of exposed rebar. Also works well on smooth bar or exposed threaded rods. **Not to be used for impalement protection.**



No.	Rebar Size	Wt (lbs)	Qty/Ctn
DD BG10	#3 to #8	.08	250
DD BG20	#9 to #18	.12	50

SUPROTEK®


These rebar guards contain a curved steel plate which provides protection against falls that occur from an angle, preventing hazardous impalement. CAL OSHA approved per #1716AG. To be used only up to 7-1/2 feet.



No.	Rebar Size	Wt (lbs)	Qty/Ctn
DD PC110	#3 to #8	.53	100
DD PC200	#9 to #14	.72	50

2X4 REBAR CAP

Made of rugged, sturdy and reusable plastic. When used properly, will withstand a 250 pound weight dropped from 10 feet without the rebar protruding. Works in vertical, incline and horizontal applications. Meets CAL-OSHA 1712 requirements. When force is applied, the impact is distributed evenly over the entire length of the lumber.



No.	Rebar Size	Wt (lbs)	Qty/Ctn
DD CARNIE	#3 to #9	.22	100

SAFETY SUPPLIES

SAFETY FENCE

Gives increased level of protection for workers and the public. Good value and durable. Lightweight for ease of handling and installation. EC stamps can be used for impression stamped handicap crossings.



No.	Description	Wt (lbs)
EC RN100	4' x 100' Plastic	13.5
EC STAMP	4' x 50' Plastic	15.0

FLAGGING

For flagging or marking out an area.

No.	Size	Style	Wt (lbs)
TSA FT	1-3/16" x 150'	Glow	0.40
TSA CT2	3" x 200'	Caution	1.00
TSA CT1	3" x 1000'	Caution	3.70
TSA DT1	3" x 1000'	Danger	4.20

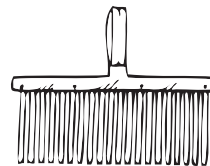


SCARIFIER

SCARIFIER

Light, flexible steel tines, all welded construction, steel handle. Used for keying base coats.

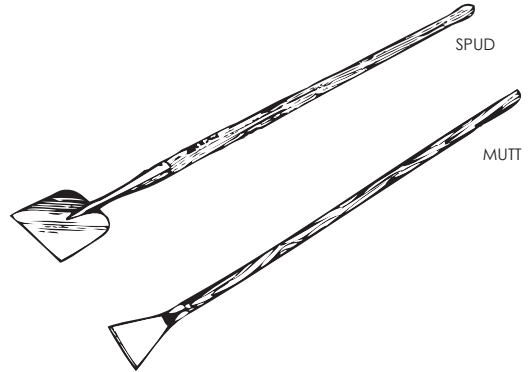
No.	Size	Wt (lbs)
TTH PS8	8"	0.30
TTH PS12	12"	0.50
TTH PS16	16"	0.60



SPUD

Sidewalk scrapers are ideal for removing ice and debris. Also good for cleaning forms.

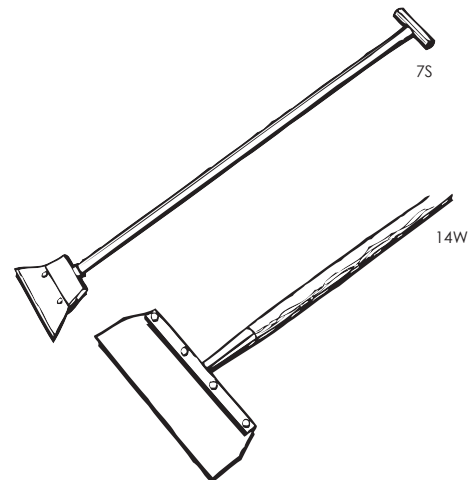
No.	Description	Wt (lbs)
TSR SPUD	6" Blade with Wood Handle	3.00
TSR MUTT	7" Blade with Wood Handle "MUTT"	4.50



FLEXIBLE

Replaceable Blade floor scrapers are used with firm but flexible steel blades. Easily clean debris from concrete floors after working. 7" blade shaves all kinds of floor coverings off the floor.

No.	Size	Wt (lbs)
TSR 7S	7" Blade - Steel Handle	6.50
TSR 14W	14"	4.00
TSR 18W	18"	4.70
TSR 22W	22"	5.20
Replacement Blades Only		
TSR 7R	7" (Blade Only)	0.30
TSR 14R	14" (Blade Only)	0.80
TSR 18R	18" (Blade Only)	1.00
TSR 22R	22" (Blade Only)	1.30



SCRAPERS

PUTTY KNIFE

Industrial, highest stainless steel flexible blades.
Plastic handle with brass rivets.

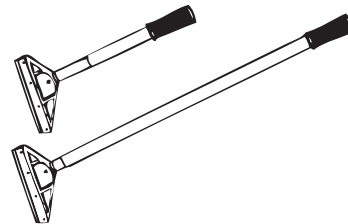
No.	Size
TPB P112	1½"
TPB P2	2"
TPB P4	4"



RAZOR BLADE

Aluminum die-cast construction. Handle is welded to a steel insert molded directly into die-cast head.

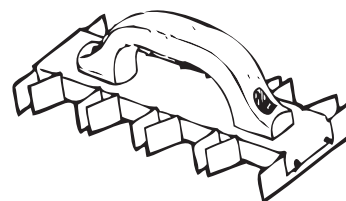
No.	Size
TPB RSH	4" Blade with 3' to 6' Handle
TPB RSR	4" Shaver Blade (5 pk)



SCRAPER ANGLE

Super hard trowel steel blades outwear all others. Blades can be replaced. Used for cleaning off dried excess mortar on face of brick.

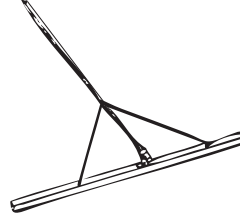
No.	Description	Wt (lbs)
TFH AP14	10" x 4"	1.20



ALUMINUM

Pavers Straight Edge - are lightweight, durable and accurate. An excellent tool which makes inspection easy. 1 3/4"x10' extension threaded handle and outriggers included.

No.	Size	Wt (lbs)
TSC P10	1" x 2" x 10'	11.00
TSC P12	1" x 2" x 12"	13.00
Other sizes available by special order		



ALUMINUM

Made of high quality aluminum alloy for the maximum in wear resistance, strength and straightness. Ends are capped to prevent concrete from building up inside. Use only for hand screeding, not to be used on power screeds. These lightweight screeds are built for strength and rigidity.

No.	Size	Wt (lbs)
TSC 146	1" x 4" x 6'	6.00
TSC 148	1" x 4" x 8'	7.00
TSC 1410	1" x 4" x 10'	9.00
TSC 1412	1" x 4" x 12'	11.00
TSC 1414	1" x 4" x 14'	12.00
TSC 2524	2" X 5" X 24"	32.00
TSC D248	1 1/2" x 3 1/2" x 8'	10.00
TSC D2410	1 1/2" x 3 1/2" x 10'	12.00
TSC D2412	1 1/2" x 3 1/2" x 12'	14.00
TSC D2414	1 1/2" x 3 1/2" x 14'	16.00
TSC D2416	1 1/2" x 3 1/2" x 16'	19.00
TSC D2420	1 1/2" x 3 1/2" x 20'	23.00



FEATHEREDGE

Magnesium featheredge makes it easy to scrape off mud while following a plastering machine. Perfectly balanced. Width is 4 1/2".

No.	Size	Wt (lbs)
TSC F4	4'	2.50
TSC F6	6'	3.80
TSC F8	8'	5.00
TSC F10	10'	6.30
TSC F12	12'	7.60



SHOVELS & PICKS

ROUND END SHOVEL

Heavy Duty Fiberglass round end shovels are used for digging hard and soft soils. Fiberglass handles provide long life, comfort and safety. Heat treated and tempered blades resist wear and breakage.

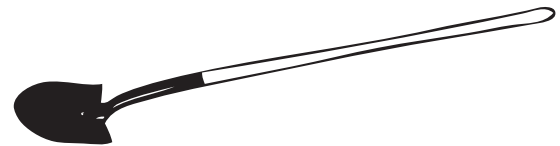
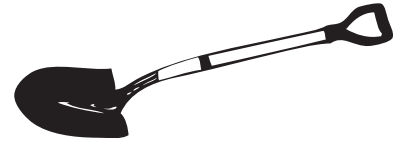
No.	Handle	Wt (lbs)
TSH LRF	Long	4.50

Heavy Duty Wood round end shovels have handles made of premium grade lacquered Northern White Ash.

No.	Handle	Wt (lbs)
TSH LR	Long	5.00
TSH DR	"D"	4.60

Economy Wood round end shovel. Socket collar for added strength. Lacquered hardwood handle.

No.	Handle	Wt (lbs)
TSH LRE	Long	4.30



SQUARE END SHOVEL

Heavy Duty Fiberglass square end shovels are for digging and scooping hard and soft soils. Handles provide unsurpassed life, comfort and safety. Heat treated and tempered blades resist wear and breakage.

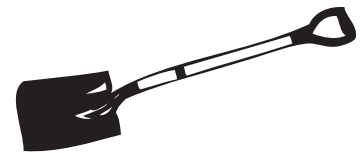
No.	Handle	Wt (lbs)
TSH LSF	Long	5.00

Heavy Duty Wood square end shovels have handles made of premium grade lacquered Northern White Ash.

No.	Handle	Wt (lbs)
TSH LS	Long	5.00
TSH DS	"D"	5.00

Economy Wood square end shovel. Socket collar for added strength. Lacquered hardwood handle.

No.	Handle	Wt (lbs)
TSH LSE	Long	5.00




SHOVELS & PICKS

CLAY PICK

Forged 5 lb. steel head with #6 eye and fired hickory handle with lacquer finish.

No.	Description	Wt (lbs)
TSH RP	23" Clay Pick Head Only	5.0
TSH PH	36" Pick Handle	3.0



PICK MATTOCK

Forged 5 lb. steel head with #6 eye and fired hickory handle with lacquer finish.

No.	Handle	Wt (lbs)
TSH PM	20" Clay Pick/Cutter Mattock Head Only	5.0
TSH PH	36" Pick Handle	3.0

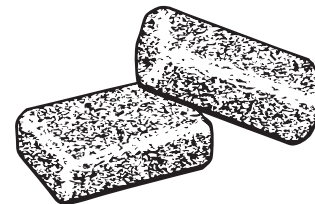
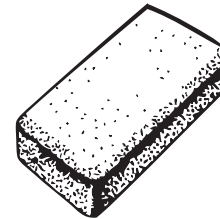


SPONGES

HYDRA SPONGE

Hydra sponges are polyester based; have tremendous water holding capacity, resist solvents and are easy to clean. An economical substitute for natural sponges.

No.	Description	Wt (lbs)
TBL S	Sponge	0.01
TBL SS	Sponge with Scrubber	0.01



SPRAYERS

HAND SPRAYERS

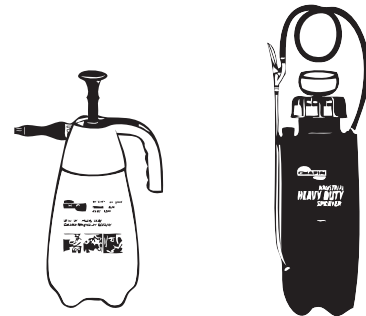
Plastic hand sprayers are ideal for use in heavy duty applications and with materials that are corrosive to galvanized metal or stainless steel sprayers.

No.	Size	Wt (lbs)
TCP 2209	3 Gallon, Deluxe	7.00
TCP 1046	48 Fl. Oz.	0.90
TCP 27020	2 Gallon, Economy	3.50
TCP 2224	2 Gallon, Deluxe Acid	5.00

Epoxy coated hand sprayers are Tri-Poxy coated inside and epoxy coated outside. Recommended for curing and sealing compounds and form releases.

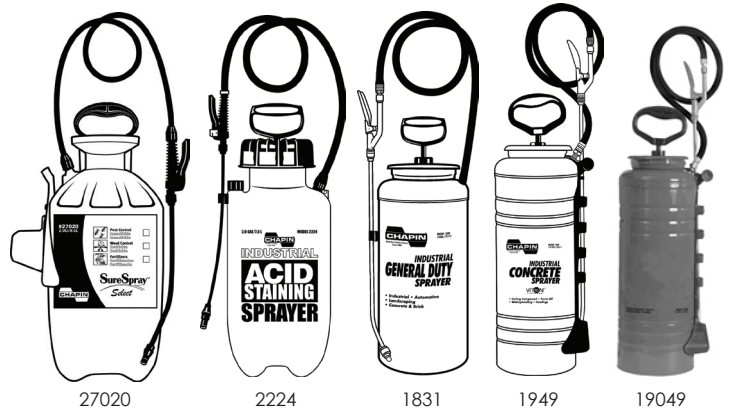
No.	Description	Wt (lbs)
TCP 1831	3 Gallons Standard	10.00
TCP 19049	3.5 Gallons High Chemical	11.75
TCP 1949	3.5 Gallons Deluxe	12.00

No.	Description	Wt (lbs)
Repair Kits		
TCP 4627	1831,1949 Repair Kits (Viton)	0.08
TCP 5368	2209 Repair Kits (Viton)	0.50
TCP 6-5378	Kit (seals & gaskets) that fit 19049 & 1949	0.78
Nozzles		
TCP 5943	Fan Tip 1 gal/min (9510E) Heavy Viscous Liquids	0.25
TCP 5797	Fan Tip .5 gal/min (9505E) General Purpose	0.25
TCP 5916	Fan Tip .1 gal/min (8001) Light Oil Releases	0.25
TCP 5934	Fan Tip .2 gal/min (8002) Light Oil Releases	0.25
TCP 6000	Adjustable Spray Tip	0.25
Hoses		
TCP 6091	48" Reinforced Industrial Threaded Ends	0.50
TCP 6136	42" Braided Nylon with Clamps	0.75
TCP HOSE	48" Reinforced Industrial Threaded Ends	1.00
Shut Offs		
TCP 8135	19" Extension, Dripless Shut-Off Upgrade for 1949	2.00
TCP 1866	Zinc Attaches with Clamps	0.10
TCP 6062	Brass Threaded Ends	0.25
Wands		
TCP 7703	24" Brass for Adjustable Spray Tip	0.60
TCP 7704	24" Brass for FanTips	0.80
TCP 7711	18" Brass for Adjustable Spray Tip	0.80
TCP 7712	36" Brass Straight Extension Male End	1.20
Gaskets		
TCP 2531	Small Gasket for Brass Pump Barrel (Viton)	0.06
TCP 3659	Large Gasket Rubber for 1831, 1949 Lids (Viton)	1.00
Misc Parts		
TCP 4645	Pressure Relief Valve for 2209	0.25
TCP 7019	Pump Barrel for 1831	1.00
TCP 7020	Pump Barrel for 1949	1.00
TCP 5580	D-Handle	1.00
TCP 2931	Pump Spring for Shaft	0.10
TCP 3322	Lock Nut for Lid	0.20



1046

2209




27020

2224

1831

1949

19049



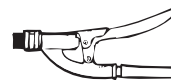
8135 DRIPLESS SHUT-OFF
(Nozzle purchase separate)



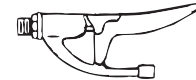
5797



6000



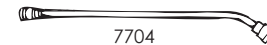
1866



6062



7703



7704



2531



3659



4645

SPRAYERS

HEAVY DUTY POWER

The Power Sprayer is a compact, easy to use that can be positioned on a barrel, pail, tailgate or workbench. The Pump is designed to replace the standard pump-up or gas driven sprayers. It reduces the time needed for most spray on applications, freeing labor for other tasks. The Pump is available in either AC or DC power options that easily spray high solids and high viscosity products. Reduces contamination and spillage by drawing product directly from its packaging. Simply insert the suction line, connect the battery clips or plug it in, turn it on and you are ready to spray.

- Fully Assembled.
- Durable All Steel Construction.
- Easy to use with 100' of 3/4": Chemically Resistant Hose on a Reel.
- Open Flow Wick Connect Fittings that Allow for Circulation, Purging Excess Contents Out of Unit and Easy Cleaning.
- Chemical resistant Seals in Pumping and Reel.
- Includes 1 Straight and 2 Curved (1 male & 1 female) 18" Brass Wand Sections, a 1 gal. per min Fan Tip, and Adjustable Cone Nozzle and a Bucket Siphon.
- Pressure Sensitive Switch Stops When You Stop Spraying.
- Sprays 3,600 ft² in about 5 minutes at approx. 75 psi.
- Large Rubber Feet for Stability.
- Envirosol is recommended for clean up.

No.	Size	Wt (lbs)
PCS RP75AC	AC Barrel Sprayer	44.0
PCS RP75DC	DC Barrel Sprayer	44.0



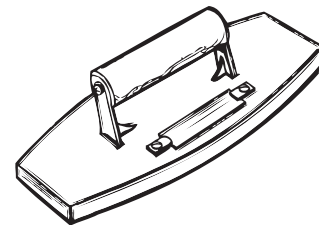
STAMPS

CEMENT NAME STAMP

The perfect way to mark concrete for permanent identification. Made from bronze. Stamps can be furnished with or without date. Stamp is 5" x 9" oval with flat ends. 16 spaces each available on 3 lines.

No.	Description	Wt (lbs)
TSP DS	Stamp with year insert	7.00
TSP DSI	Year Insert	0.30


Stamp can be furnished without date on special request.




UTILITY STAMPS

Stamp concrete with locations of water and sewer lines. Made of long wearing cast aluminum 3" letters.

No.	Description	Wt (lbs)
TSP USW	Utility Stamp - WATER	0.50
TSP USS	Utility Stamp - SEWER	0.50




STAMPS



ASHLAR ROMAN SLATE

No.	Size	Wt (lbs)
PL AS300	24" x 24"	20.00
PL AS300F	24" x 24" Flexible	15.00




ROMAN SLATE TILE BAND TOOL

No.	Size	Wt (lbs)
PL BT100	45" x 12" (each tile 5" x 12")	12.00




"ROTATING" ASHLAR ROMAN SLATE

No.	Size	Wt (lbs)
PL AS500	48" x 48"	24.00
PL AS500F	48" x 48" Flexible	19.00



OLD COBBLE STONE

No.	Size	Wt (lbs)
PL CS100	44" x 20"	15.00




EUROPEAN FAN (SMALL STONE)

No.	Description	Wt (lbs)
PL EF100	52" x 28"	14.00



RANDOM BOARDWALK 6" WOOD PLANK

No.	Size	Wt (lbs)
PL BW170	30" X 72"	30.00



RANDOM SANDSTONE HAMMERED EDGE

No.	Description	Wt (lbs)
PL RS130	34" x 36"	14.00
PL RS130F	34" x 36" Flexible	9.00



GRAPEVINE BORDER ART

No.	Description	Wt (lbs)
PL BA100	10" X 60"	2.00


TEXTURE MATS

Texture Mats are tools that are designed to impact a 3-Dimensional impression to partially set concrete. Texture mats recreate the texture and feel of natural stone, brick or tile in every detail. Texture mat texturing tools are molded from a high quality polyurethane material. Each tool is subject to strict quality control to ensure consistency in size, fit and squareness. All of our designs are true recreations of natural materials from coarse wire cut common brick to random fieldstones and heavily textured stone. Concrete texturing can be accomplished using any standard concrete mix. The concrete is placed, floated and lightly finished at the appropriate time. Release agent is applied to the concrete, the texturing tools are kept moving taking care to keep the tools tight together. Repeat this process using as many mats as are on hand, until the entire slab is textured. Later, the slab is cleaned, and sealed to enhance and protect the beauty of the textured surface.

The images shown here depict some of the 3-D Texturing tool designs available.


Impressions will vary from job to job due to varying conditions. Therefore, these tools are not meant to recreate exactly the textures depicted, but rather, achieve a general similarity.

Blue Stone		
No.	Sizes	Wt (lbs)
PL 4BL	48" x 48"	20.00
PL 3BL	36" x 36"	10.00
PL 2BL	20" x 20"	2.50
Flexible		
PL 2BLF	20" x 20"	1.50




Blue Stone

Italian Slate		
No.	Sizes	Wt (lbs)
PL 4IS	48" x 48"	20.00
PL 3IS	36" x 36"	10.00
PL 2is	20" x 20"	2.50
Flexible		
PL 215F	20" x 20"	1.50




Italian Slate

Belgium Slate		
No.	Sizes	Wt (lbs)
PL 5BE	60" x 60"	30.00
PL 4BE	48" x 48"	20.00
PL 3BE	36" x 36"	10.00
PL 24BE	24" x 48"	10.00
PL 2BE	20" x 20"	2.50
Flexible		
PL 2BEF	20" x 20"	1.50




Belgium Slate

Roman Slate		
No.	Sizes	Wt (lbs)
PL 5RS	60" x 60"	30.00
PL 4RS	48" x 48"	20.00
PL 3RS	36" x 36"	10.00
PL 2RS	20" x 20"	2.50
Flexible		
PL 2RSF	20" x 20"	1.50



Roman Slate

Old Granite - Cleffstone		
No.	Sizes	Wt (lbs)
PL 50G	60" x 60"	30.00
PL 40G	48" x 48"	20.00
PL 30G	36" x 36"	10.00
PL 240G	24" x 48"	10.00
PL 20G	20" x 20"	2.50
Flexible		
PL 20GSF	20" x 20"	1.50



Old Granite

STAMPS

JOINT TEXTURE STRIP


A thin joint texturing strip. Place the strip into the control joint first. Saves time texturing in one easy step.

No.	Size	Wt (lbs)
PL JTS001	Thin - 5' Long	0.50 (5 pieces)
PL JTS002	Wide - 5' Long	0.50 (5 pieces)
PL JTS003	Regular - 5' Long	0.50 (5 pieces)

TAMPER

Shock absorbing tamper with extra long grip, removeable locking pin, rounded corners and a self-aligning base.

No.	Size	Wt (lbs)
PL 12TAM	12" x 12"	19.00
PL 16TAM	16" X 16"	24.00



TOUCH-UP TAMPER

This hand tamper is small and lightweight, has a non-slip grip, and can be used both horizontally and vertically. Because of its small size, it is able to fit into tight areas easily.

No.	Size	Wt (lbs)
PL BANGER	7" x 7"	3.00




TOUCH-UP ROLLER

Hammered edge Touch-up Wheel.

No.	Description	Wt (lbs)
PL WHE	Joint texture	1.00
PL W14R	1/4" Round	0.50
PL W38T	3/8" Textured	0.75



HAMMERED
EDGE
WHE



1/4"
ROUND
W14R



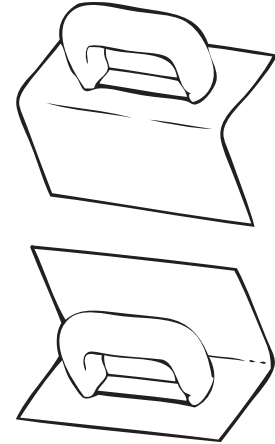
3/8"
TEXTURED
W38T

STEP TOOLS

BLUE STEEL

Blue Steel step tools are tempered crucible spring steel.
Very popular because of durability and lightweight. 1/2" batter at 6".

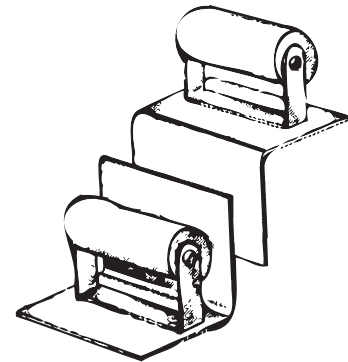
No.	Size	Lip	Radius	Wt (lbs)
Outside				
TST B362	6" x 6"	3 1/2"	1/4"	1.20
TST B363	6" x 6"	3 1/2"	3/8"	1.20
TST B364	6" x 6"	3 1/2"	1/2"	1.20
TST B365	6" x 6"	3 1/2"	5/8"	1.20
TST B366	6" x 6"	3 1/2"	3/4"	1.20
TST B368	6" x 6"	3 1/2"	1"	1.20
Inside				
TST B672	7" x 6"	6"	1/4"	1.35
TST B673	7" x 6"	6"	3/8"	1.35
TST B674	7" x 6"	6"	1/2"	1.35
TST B675	7" x 6"	6"	5/8"	1.35
TST B676	7" x 6"	6"	3/4"	1.35
TST B678	7" x 6"	6"	1"	1.35



PLASTIC

Step tools are specially designed for pools; will not darken white coat.
Heavy nose tool. Plexiglass. No batter.

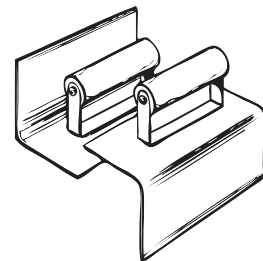
No.	Size	Lip	Radius	Wt (lbs)
Outside				
TST P266	6" x 5"	2 1/2"	3/4"	1.00
TST P26112	6" x 5"	2 1/2"	1 1/2"	1.00
Inside				
TST P566	6" x 5"	5"	3/4"	1.10
TST P56112	6" x 5"	5"	1 1/2"	1.10



STAINLESS STEEL

Inside - Rugged construction plus popular design.

No.	Size	Lip	Radius	Batter	Wt (lbs)
Inside					
TST 484B	8" x 4"	4"	1/2"	1/2"	1.65
TST 484	8" x 4"	4"	1/2"	0"	1.65
TST 468	6" x 4"	1 1/2"	1"	0"	1.00
Outside					
TST 844B	8" x 4"	4"	1/2"	1/2"	1.65
TST 844	8" x 4"	4"	1/2"	0"	1.65
TST 648	6" x 4"	1 1/2"	1"	0"	1.00



FLOOR

Aluminum back neoprene replaceable squeegee for removing water from concrete or wood surfaces. Neoprene will not mark surface. Uses tapered wood handle.

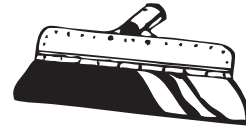
No.	Size	Wt (lbs)
Neoprene		
TSQ 24	24" Straight	3.00
TSQ 24C	24" Curved	3.00
TSQ 30	30" Straight	4.00
TSQ 30C	30" Curved	4.00
TSQ 36	36" Straight	5.00
TSQ 36C	36" Curved	5.00



SMOOTHER

Designed for smoothing out self leveling floor underlayment products that always need a little help. A must on every job.

No.	Description	Size	Wt (lbs)
TSQ S24	Smoothing Paddle	24" x 4"	3.00



GAUGING RAKE

Gauge rakes or floor coating spreaders for self leveling floor coatings. CAM Floor Topper is generally recommended when thicker material is being spread. It also works best in situations where the substrate surface is smooth. The patented CAM Floor Topper design uses a hardened steel cam with preset depths of $\frac{3}{8}$ " and $\frac{1}{2}$ ".

No.	Description	Size	Wt (lbs)
TSQ CAM	24"	$\frac{3}{8}$ "- $\frac{1}{2}$ "	4.00
CAM SETS			
TSQ CAM1	2 each	$\frac{1}{8}$ "	1.00
TSQ CAM1.5	2 each	$\frac{3}{16}$ "	1.00
TSQ CAM2	2 each	$\frac{1}{4}$ "	1.00
TSQ CAM3	2 each	$\frac{3}{8}$ "	1.00
TSQ CAM4	2 each	$\frac{1}{2}$ "	1.00



SPIKE SHOES

These lightweight shoes are great for working on self leveling floors. Fitted with 1" steel spikes. The flexible center joint gives for extra comfort and two nylon adjustable straps securely hold epoxy show to work boot. One size fits all.

No.	Wt (lbs)
TSQ SHOE	2.50



TAMPERS

CONCRETE

Round Hole - These concrete tampers are rugged and durable, built to handle any job. Tamping with this tool pushes large aggregate down, and cream to the top for easy finishing.

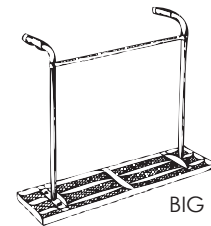

No.	Size	Wt (lbs)
Walking		
TTA 48R	48" x 8"	16.00
TTA 36R	36" x 8"	19.00



ROUND HOLE

Big Diamond - Many concrete finishers prefer this style because it diverts the concrete splash away from the legs of the finisher.

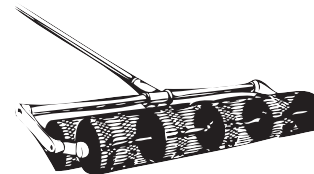
No.	Size	Wt (lbs)
Walking		
TTA 48	48" x 8"	18.00
TTA 36	36" x 8"	16.00



BIG DIAMOND

Rollerbug - One person handles the rollerbug with ease, and it tamps twice as fast as a regular tamper. Ideal for all finishes: float, broom, trowel, or as a key for two course work. The rollers are the only moving parts, making maintenance simple. Levels the slab. Creates non-skid surface when rolled over the final finish.

No.	Size	Wt (lbs)
Walking		
TTA R36	36" Wide with 5" Dia. Rollers	26.00



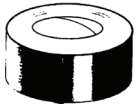
DIRT

Excellent way to tamp dirt surfaces. Heavy duty head with ribbed design and steel handle.

No.	Size	Wt (lbs)
TTA D8	8" x 8"	12.00
TTA D10	10" x 10"	18.00



TAPE



DUCT TAPE

Polyethylene coated cloth with rubber adhesive. Economy grade duct tape. A good choice for general maintenance, wrapping, sealing and protection. 24 per case.

No.	Size	Color	Wt (lbs)
TM DT2	2" x 60 yds	Silver	1.50
TM RT2	2" x 60 yds	Red	1.50



FLAGGING

For flagging or marking out an area.

No.	Size	Style	Wt (lbs)
TSA FT	1-3/16" x 150'	Glow	0.40
TSA CT2	3" x 200'	Caution	1.00
TSA CT1	3" x 1000'	Caution	3.70
TSA DT1	3" x 1000'	Danger	4.20



MASKING TAPE

A cost effective choice for bundling, attaching, holding, sealing, wrapping and masking. Construction strength for holding power, the convenience of tearing by hand, and the strength for reliable bundling, easy unwind, instant adhesion, and smooth backing.

No.	Size	Wt (lbs)
TM MT3	3" x 60 yds	1.50



PAINTERS' MASKING TAPE

Ideal for long-term masking projects when tape must be left on for up to a week. Removes cleanly and easily for up to seven days without leaving adhesive residue.

No.	Size	Wt (lbs)
TM PT1	1" x 60 yds	0.38
TM PT1 12	1 1/2" x 60 yds	0.58
TM PT2	2" x 60 yds	0.77



POLY

This one product gives you the versatility for seaming, sealing or repairing many materials used for moisture barriers inside and outside such as sheathing, weather resistant barriers, and moisture barriers. Reliable adhesion over a wide temperature range to such materials as polyethylene film, house wrap, expanded foam sheathing, and many more. Blue color for high contrast that facilitates inspections; translucency for easy alignment over seams. 16 per case.

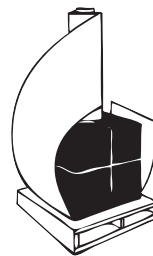
No.	Size	Wt (lbs)
TM CT2	1 7/8" x 55 yds	0.52
TM CT3	2 13/16" x 55 yds	1.00
Packing Tape		
TM ST2	2" x 110 yds	0.56



RED STUCCO TAPE

The red stucco tape is a heavy duty polyethylene film with an aggressive rubber based adhesive. It is designed for short term usage as masking for windows and doors in stucco applications. This product removes easily from surfaces such as wood, masonry, painted metals and glass.

No.	Description	Size	Wt (lbs)	Rls/Ctn
TM RS112	Red	1 1/2" x 60 yards	1.00	32
TM RS2	Red	2" x 60 yards	1.50	24



SHRINK WRAP

Used to wrap palletized merchandise for shipping.

No.	Size	Wt (lbs)	Rls/Ctn
AN SW	12" x 1500'	27.00	4

TARPS

TARP GRABBER


Add a grommet anywhere you need one. Tarp Grabbers are up to 4 times stronger than a brass grommet and are typically used in heavier plastic sheeting from 10 mil up to 30 mil thick. Great for equipment covers, large storage covers and truck tarps.



No.	Wt (lbs)
V TG	0.20

TIE DOWN BUTTON

Tie Down Buttons help keep plastic sheeting securely in place. They are designed to eliminate traditional grommets in plastic sheeting up to 12 mils thick. Tie-Down Buttons are reusable plastic fittings that are easy to install in any position.




No.	Wt (lbs)
V TDB	.008

TESTING EQUIPMENT

TEST CYLINDERS

Concrete Test Cylinders meet all ASTM and AASTHO Standards. Made of durable plastic. Supplied with lids.


No.	Size	Qty/Ctn	Wt (lbs)
TTE T6	6" x 12"	24	18.0
TTE T4	4" x 8"	36	12.0




BRICK

London Pattern - very popular brick trowel pattern, ideally suited for brick or block laying.

No.	Size	Wt (lbs)
Hardwood Handle		
TTH B10	10" x 4 ⁵ / ₈ "	1.10
TTH B11	11" x 4 ⁷ / ₈ "	1.10
TTH B12	12" x 5 ¹ / ₈ "	1.10




London Pattern		
No.	Size	Wt (lbs)
Leather Handle		
TTH B10L	10" x 4 ³ / ₄ "	1.10
TTH B12L	12" x 5 ¹ / ₈ "	1.10




TROWELS


London Pattern		
No.	Size	Wt (lbs)
Rose Leather Handle		
TTH R10L	10" x 4½"	0.80
TTH R12L	12" x 5"	1.10
TTH R13L	13" x 5⅝"	1.30



London Pattern		
No.	Size	Wt (lbs)
Plastic Handle		
TTH B11P	11" x 4⅞"	1.10
TTH B12P	12" x 5⅞"	1.10




London Pattern		
No.	Size	Wt (lbs)
Rose Plastic Shank		
TTH R10P	10" x 4½"	1.10
TTH R11P	11" x 4¾"	1.10
TTH R11.5P	11.5" x ?	1.00
TTH R12P	12" x 5"	1.10
TTH R13P	13" x 5⅝"	1.30



BRICK

Philadelphia Pattern - This wider design lets you handle more mortar; ideal for block work.


No.	Size	Wt (lbs)
Hardwood Handle		
TTH BP11	11" x 5½"	1.20
TTH BP12	12" x 6"	1.30



BUCKET

Stiff-blade, 6" long bucket trowel is made of carefully forged and heat treated high carbon steel. The end of the blade is cut diagonally for easy use in a bucket or mortar box.


No.	Size	Wt (lbs)
TTH B6	6"	0.76



BULLNOSE POINTING

Cross-joint trowel features a light, flexible blade forged from a single piece of high grade steel.


No.	Size	Wt (lbs)
TTH B5	5½" x 2⅞"	0.26



BUTTERING

The finest forged buttering trowel made today. Carefully and precisely taper ground for flexibility and balance.

No.	Size	Wt (lbs)
TTH B7	7" x 4⅞"	0.62



CAPPING TOOL

Heavy duty stainless steel for excellent wear. Makes neat, accurate cap. Widely used.


No.	Size	Wt (lbs)
TTH CAP6	10" X 6½" Hand	1.00
TTH CAP8	10" x 8½" Hand	1.20



CAULKING

One-piece forging. Made from hard carbon steel. Ground for flexibility. High shank and lift. Ideal for caulking or tuck pointing. Blade is 6¾" long.

No.	Size	Wt (lbs)
TTH T2	¼"	0.25
TTH T504	5/16"	0.25
TTH T3	⅜"	0.25
TTH T4	½"	0.30
TTH T5	⅝"	0.30
TTH T6	¾"	0.31
TTH T7	7/8"	0.31
TTH T8	1"	0.31




TROWELS

CEMENT FINISHING

Carbon steel trowels are designed with the balance, flexibility and toughness required by the professional finisher. Natural finish basswood securely attached to the tang.

No.	Size	Wt (lbs)
Carbon Steel		
TTH C104	10" x 4"	1.00
TTH C123	12" x 3"	1.10
TTH C124	12" x 4"	1.10
TTH C143	14" x 3"	1.20
TTH C144	14" x 4"	1.20
TTH C163	16" x 3"	1.30
TTH C164	16" x 4"	1.20
TTH C18412	18" x 4½"	1.50
TTH C184	18" x 4"	1.50
TTH C204	20" x 4"	1.50
TTH C205	20" x 5"	1.50
Blue Steel		
MT MXS205B	20" x 5"	1.50
For Durasoft handle, add "D" to end of product code		



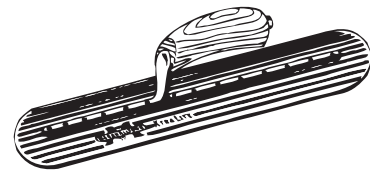
Heavy Duty Shank Cement Trowel - Malleable zinc alloy mounting; resists rust and provides the extra stiffness and weight preferred by many finishers.

No.	Size	Wt (lbs)
Carbon Steel		
TTH C164H	16" x 4"	1.75



Rounded End - Curved handle cement trowel, high carbon steel blade. Fully rounded ends prevent the blade from digging into the concrete.

No.	Size	Wt (lbs)
Carbon Steel		
TTH C144R2	14" x 4"	1.20
TTH C164R2	16" x 4"	1.30
TTH C184R2	18" x 4"	1.50
TTH C204R2	20" x 4"	1.65
TTH C205R2	20" x 5"	2.00
For Durasoft Handle, add a "D" to end of product code		



Rounded Front End - Highest grade spring steel blade. Designed with the balance, flexibility and toughness for finishing cement.


No.	Size	Wt (lbs)
Carbon Steel		
TTH C164R	16" x 4"	1.30
TTH C184R	18" x 4"	1.50
TTH C204R	20" x 4"	1.65
TTH C205R	20" x 5"	2.00
For Durasoft Handle, add a "D" to end of product code		



GAUGING

Same rugged, long wearing construction as other trowels with the same comfortable wood handle.

No.	Size	Wt (lbs)
TTH G7	7" Stiff	0.54
TTH G7F	7" Flexible	0.54



KNIFE & MUD TRAY

Deluxe stainless steel knife and pan. Resists rusting wear forever. Ideal for patching bugholes and seams in tilt up panels.


No.	Size	Size	Wt (lbs)
TTH DW12K	Knife	12" x 3"	0.75
TTH DW12P	Pan	12¼" x 3" x 3¼"	1.20



MARGIN

One piece forging of the very finest carbon steel; tough, but flexible.


No.	Size	Wt (lbs)
TTH M52	5" x 2"	0.28
TTH M5112	5" x 1½"	0.24
TTH M62	6" x 2"	0.30
TTH M82	8" x 2"	0.34



MIDGET

Great for window sills, closets, small areas. Ideal tool for those special jobs. Camel back only.

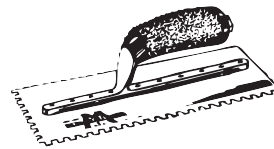
No.	Size	Wt (lbs)
TTH C73	7½" x 3"	0.75
TTH C83	8" x 3"	0.75



NOTCHED

Notched trowels are available in square notch and half notch.


No.	Size	Wt (lbs)
TTH K23S	¼" x ¾" Notch	0.80
TTH K2S	¼" x ¼" Notch	0.80



ORNAMENTAL

The plasterer's delight! Forged and tempered.

No.	Description	Size	Length	Wt (lbs)
TTH O5T	Trowel & Square	⅝"	10½"	0.13
TTH O6T	Trowel & Square	¾"	10½"	0.13
TTH O8T	Trowel & Square	1"	10½"	0.13
TTH O3L	Leaf & Square	⅝"	8½"	0.13
TTH O4L	Leaf & Square	½"	8½"	0.13
TTH O5L	Leaf & Square	⅝"	9¼"	0.13
TTH O6L	Leaf & Square	¾"	9½"	0.13



TROWELS

MAGIC TROWEL®

The Magic Trowel® is a growing favorite within the decorative concrete market. It is used to smooth the surface of applied cementitious overlays, creating a flawless surface.

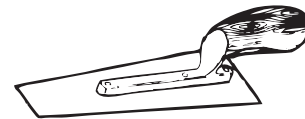
No.	Size	Wt (lbs)
TSQ 47415	12" Smoother	0.40
TSQ 47416	18" Smoother	0.60
TSQ 47417	22" Smoother	0.80



PIPE

Plaster hard to get at places quick and easy. The offset handle lets trowel slip between pipes; the long nose makes it easy to get behind fixtures.

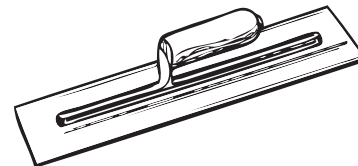
No.	Size	Wt (lbs)
TTH P103	10½" x 3"	1.10



PLASTERING

Professional tools for the plastering trade. Highest quality available.


No.	Size	Wt (lbs)
Carbon Steel		
Constructed with high carbon spring steel.		
TTH P125	12" x 5"	1.00
Stainless Steel - Heat treated alloy that will not rust, pit or stain.		
TTH P114S	11½" x 4½"	1.00
TTH P125S	12" x 5"	1.00
TTH P135S	13" x 5"	1.10
TTH P145S	14" x 5"	1.10
TTH P165S	16" x 5"	1.20
Golden Stainless		
TTH P205GS	20" x 5"	1.50



POINTING

One piece forged trowel, steel from tip to tang. 2¾" heel. They flex right, handle right, balance right. Handle is fine maple held in place with a steel ferrule.

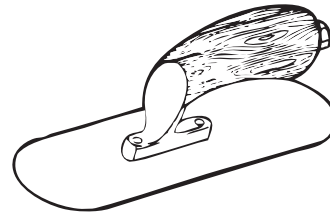
No.	Size	Wt (lbs)
TTH P5	5"	0.24
TTH P6	6"	0.28
TTH P7	7"	0.28



POOL

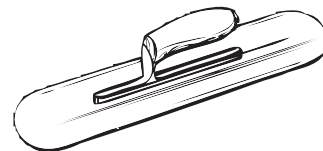
Blue Steel - Best pool trowels. Round edges prevent surface gouging. Also troweling ramps and sloped areas.

No.	Size	Wt (lbs)
TTH S164B	16" x 4"	1.20
TTH S185B	18" X 5"	1.50
TTH S205B	20" x 5"	1.75
TTH S225B	22" x 5"	2.00
TTH S245B	24" x 5"	2.25



Carbon Steel - Round end pool trowels. Constructed with high carbon spring steel.

No.	Size	Wt (lbs)
TTH S103	10" x 3"	0.90
TTH S12312	12" x 3½"	1.00
TTH S144	14" x 4"	1.10
TTH S16412	16" x 4½"	1.20
TTH S205	20" x 5"	1.75



TROWEL BLADES

POWER TROWEL REPLACEMENT BLADES

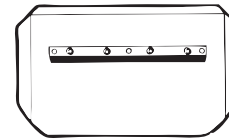
Made of high quality heavy duty steel to exacting specifications. High performance in Combination, Finish and Float for 36" or 46" machines of later models. Fit for machines such as Bartell, MBW Stone, Stow, Superior, Whiteman and others. Trowel blades of the same high quality can be ordered for the older machines in many different bolt patterns. Each blade is designed for long life and superior performance.



COMBINATION

Made from heavy gauge steel, combination blades are designed for those who wish to use one blade for both float and finish operations. Set in the flat position, the blade is used for floating while a slight pitch produces a smooth or a polished finish.

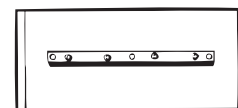
No.	Size	Trowel	Wt (lbs)
TTW C14	14" x 8"	36"	4.00
TTW C18	18" x 8"	48"	5.00
TTW C18HD	18" x 8" Heavy Duty	48"	5.00



FINISH

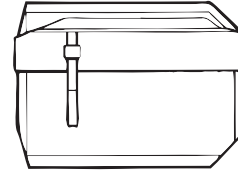
Finish blades are designed to produce a smooth or polished finish to concrete surfaces. After a slab has set up, trowel pitch is increased, with the greater blade angle producing a smooth or a polished finish.

No.	Size	Trowel	Wt (lbs)
TTW F14	14" x 6"	36"	3.00
TTW F18	18" x 6"	48"	4.00
TTW F18HD	18" x 6" Heavy Duty	48"	4.00



FLOAT SHOE

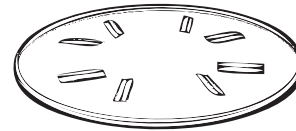
Float blades are designed to clip-on a finish blade bar. With the blade set in the flat position, high spots are broken down while suction and engine vibration bring grout to the surface, all producing a uniform and level slab.



No.	Size
TTW FL14	10" x 14"
TTW FL18	10" x 18"

FLOAT PAN


Made to fit on non-overlapping riding and walk-behind power trowels. Float pans take the place of regular float blades and are available with slight bevel to keep from digging into concrete. The finish area is slightly smaller than the float pan due to bevel. Special blade slots on the float pan attaches on the trowel. Blade slots are dual directional and can be used on trowels that turn either direction.



No.	Size
TTW FP36S	36" Superflat for 4 blade units
TTW FP46S	46" Superflat for 4 blade units
TTW FP36D	36" Domed for 4 blade units
TTW FP46D	46" Domed for 4 blade units
TTW FPP	Pins Latch

GRINDING STONE

Designed to temporarily convert a power trowel into a floor grinder. Grinding stone holders bolt on to most popular trowels. Not recommended for extended use on a power trowel. Grinding stones are 2" x 2" x 8". These competitively priced stones available in four popular grits: Supercoarse (quickest removal of material), Coarse (for bulk removal of material), Medium (for moderately fast removal), and Fine (ideal for terrazzo floors).




No.	Description	Wt (lbs)
Stones		
TAB S86	Super Coarse, 6 Grit	3.00
TAB S810	Coarse, 10 Grit	3.00
TAB S824	Medium, 24 Grit	3.00
TAB S880	Fine, 80 Grit	3.00
Holder		
TTW H36	Up to 36" Dia. Trowel "Each"	6.00
TTW H46	Over 36" Dia. Trowel "Each"	8.00

TUBS

METAL

Mortar tubs are made of heavy duty steel.
Smooth interior makes mixing easier. Leak proof.


No.	Size	Capacity	Wt (lbs)
TUB M6	50" x 29" x 12"	6 cubic feet	49.00
TUB M9	60" x 32" x 12"	9 cubic feet	65.00
TUB M15	78" x 38" x 12"	15 cubic feet	86.00



PLASTIC

Not affected by plaster, mortar or water. One piece construction.
Lightweight but tough. Easy to use, easy to clean.

No.	Size	Capacity	Wt (lbs)
TUB P7	56" x 33" x 8"	7 cubic feet	20.00
TUB P9	60" x 36" x 12"	9 cubic feet	25.00



Utility - Ideal for small amounts of mortar or concrete. Heavy-duty polyethylene is temperature resistant, easy to clean and won't leak.

No.	Size	Capacity	Wt (lbs)
TUB P3	30" x 30" x 7"	3 Cubic feet	4.30



MORTAR BUGGY

For moving mortar from mixer to work area on ground level or on decks.
Heavy duty 10 ga steel tub, 8" casters. Wheel options: pneumatic tire.
Other sizes available.

- Reinforced top lip
- Lapped joints with continuous welds
- 8" front slope for easy mortar removal
- Special caster brackets for easy replacement
- Swivel Casters with Brake Option


No.	Size	Capacity	Wt (lbs)
TUB MB10	53" x 24" x 28"	10 cubic foot	193.00



FORKLIFT MORTAR TUBS

Special open base design for easy transport by forklift from mixer to work area. Deep, narrow tub reduces mortar setup; gives more room on scaffold. 8" slope on both ends for increased production.


No.	Size	Capacity	Wt (lbs)
TUB F10	57" x 22" x 24"	10 cubic feet	172.00
TUB F12	65" x 22" x 23"	12 cubic feet	195.00
TUB F16	65" x 30" x 23"	16 cubic feet	225.00



BRICK

Special flat bed style wheelbarrow for handling brick, block, tile and similar materials, with 20 degree forward slope. Adjustable 18" high dash.

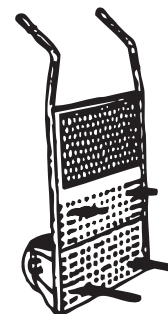
No.	Description	Wt (lbs)
TWB BR	¾" Hardwood handles	60.00



BRICK & BLOCK CARTS

Use on small jobs, or where trucks and forklifts can't go. Three models all 28" wide ,and 53" long, with 28"x38" carrying deck. 12" steel disc wheels; 4 ply pneumatic tire and tube. 12" forks. **Available by Special Order.**


No.	Description	Wt (lbs)
TWB BS	Standard	105.00



WHEELBARROWS

CONCRETE BUGGY

Contractors choice for decades to move concrete mix from truck to form for small pours and/or "isolated" sites where power buggies or pumping is not feasible due to cost or logistics. Heavy duty design features 14 ga. steel tub with lapped corners and continuous welds. Easy operation with 26" staggered spoke wheels with 4 ply pneumatic tire and tube, heavy duty axle, caged needlepoint roller bearings.



No.	Length	Width	Height	Capacity	Wt (lbs)
TWB CB6	53"	35"	34"	6 cubic feet	180.00
TWB CB8	58"	35"	36"	8 cubic feet	200.00


METAL TUB

Rugged wheelbarrows built for heavy duty use. The trays are made from high grade steel and coated with a baked enamel finish. All edges are rolled to maximize tray strength.

No.	Description	Wt (lbs)
TWB 6CW	6 cu. ft., Contractor molded tray w/wood handle, knobby tire	54.00
TWB 6CS	6 cu. ft., Contractor molded tray w/steel handle, flat free knobby tire, ball bearings	60.00
TWB 6PW	6 cu. ft., Premium folded seam tray w/wood handle, flat free knobby tire, ball bearings	75.00
TWB 6PNS	6 cu. ft., Premium narrow 28" folded seam tray w/steel handle, flat free knobby tire, ball bearings	80.00



TWB 6E



TWB 6N

PLASTIC TUB

Made from high density polyethylene. The tray is virtually indestructible. Won't rust, dent, or crack. Resists chemicals. Non-stick surface is easy to clean. Lighter and easier to handle than steel tray barrows. Strong carriage and frame. Equipped with 4 ply pneumatic tires, oil lube bearings, sand wheel guard.

No.	Description	Wt (lbs)
TWB P6	6 cu. ft., Poly tray, w/wood handle	68.00
TWB PEZ	6 cu. ft., EZ Pour spouted, w/wood handle	43.00



TWB P6



TWB PEZ

REPLACEMENT HANDLES

No.	Description	Wt (lbs)
TWB RWHE	Wood Handle Economy, 2/set	9.00
TWB RWHS	Wood Handle Standard, 2/set	9.50
TWB RWHP	Wood Handle for Poly Tub, 2/set	9.00
TWB RWHPEZ	Wood handle for Poly-spouted tub	9.50

SOLID FOAM TIRE

Made of solid polyurethane this tire cannot go flat. Objects stick to the tire but there is no puncture. Large enough to charge over rocks and 2x4's, this tire has a great load capacity.


No.	Wt (lbs)
TWB FT	10.00



COMBINATION

These economical 7 1/4" alloy steel circular saw blades are ideal for cross-cut and rip work. Universal arbor will fit diamond arbor for work drive saws or 3/8" round arbor shafts. Carbide 24 teeth for a fast, clean cut.

No.	Description	Wt (lbs)
SAW 7.25C	Combo/Framing	0.70



SAWSALL

Reciprocating Saw Blades - with Universal Shank.

Cuts through tough materials including nail embedded wood.

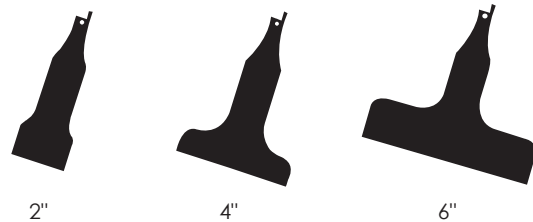
No.	Description	Wt (lbs)
SAW 21074	6" Wood (6T Gold)	0.10
SAW 21075	12" Wood (6T Gold)	0.10
SAW 21223	12" Demo (6T Gold)	0.10
SAW 21227	6" Metal (18T Gold)	0.20
SAW 21239	12" Metal (18T Gold)	0.20



SAWSALL - SCRAPER

Reciprocating Saw Scraper - A strong tool durable enough to power through tough materials. 2" scraper is small for accurate, precision scraping. 4" is a great size for all-purpose scraping tasks. 6" wide format is ideal for maximum surface coverage. Fits any reciprocating saw.

No.	Description	Wt (lbs)
SAW SS2	2" metal	0.15
SAW SS4	4" metal	0.17
SAW SS6	6" metal	0.30



INDEX

A

Abrasives	8-10
Acid brush	24
Adaptors	10-11
Adjustable angle bracket	18
Adjustable line stretcher	92
African walnut level	91
Air pump	113
Aluminum extension handles	78
Aluminum level	91
Aluminum screed	124
Asphalt lute	114
Atlas gloves	64
Attachments-groover	65
Auger bits	47

B

Backpack vibrator	110
Banding supplies	12-14
Bars	15-17
Barrel pump	49
Belts leather	90
Blades abrasive	8
Blocks - line	92
Blue glider	57
Bolt bag	90
Bolt cutters	39
Boss Gloves	64
Bow rake	114
Bracket adaptor	20
Brackets	18-20
Braided Mason's line	92
Brick trowel replacement handles	77
Brick & block carts	148
Brick barrow	148
Brick hammer	73
Brick spacing tape	94-95
Brick tongs	20
Brick trowel	138
Bricklayer's set chisel	35
Bronze groover hand	66
Bronze groover walking	69
Broom handles	77
Brooms	21-23
Brushes	24-29
Bucket opener	31
Bucket trowel	140
Buckets	30-31
Bulk caulking gun	32
Bull float brackets	18
Bullfloats	57
Bullfloat extension handle	78
Bullhorn jointer	83
Bullnose pointing trowel	140

Bush hammer	73
Buttering trowel	140
Button handle adaptor	10

C

Capping tool	140
Carbide chisel	35
Carpenter pencils	33
Caulking guns	32
Cartridge caulking gun	32
Cartwheel jointer	83
Caulking trowel	140
Ceiling grinder	102
Cement block line stretchers	93
Cement finishing brush	26
Cement finishing trowel	141
Cement name stamp	128
Chalk boxes & crayons	33-34
Chalk line boxes	33
Chalk	33
Chamfer edger	52
Channel radius float	58
Cheater groover	65-66
Chipping hammer	74
Chisels	35-36
Clamps	37
Clay pick	126
Clevis handle	77
Clevis starter adaptor	11
Coal hod	30
Collars	37
Cold chisel	35
Combination trowel blade	145
Combination edger groover	71
Concave jointer	84
Concrete buckets	37
Concrete mixer	103
Concrete saw	107
Concrete chisel	35
Concrete tamper	135
Construction wrench	100
Convex jointer	84
Cooler - water	38
Cordless Brushless Impact Hammer	112
Cordless Rotary Hammer	112
Cordless Super Pinner	106
Core bits	45
Core drill	101
Corn brooms	21
Corner blocks	92
Cotton gloves	64
Crayon holders	34
Cradle drum	49
Crayons	34

Cup Wheel (PCD)	45
Cups - abrasive	8
Cups water	38
Curb and gutter tools	38
Cut off saws	107
Cutters	39
D	
Darbies	40
Deck brush	27
Deep bit groover.....	67
Diamond blades	41-45
Diamond "V" head jointers.....	85
Dirt tamper.....	135
Dolly (trash can)	30
Drill bits.....	46-48
Drill - core	101
Driveway safety groover	67
Dry cut abrasive blades	8
Dry cut diamond blades	41-42
Drum mixers	96
Drum pump.....	49
Drum supplies	49
Dual Head Polisher.....	101
Duct tape.....	136
Dust masks.....	117
Dutch brush.....	27
E	
Ear plugs.....	117
Early entry blades.....	44
Early entry concrete saws	107
Edgers.....	52-55
Edger groover.....	55
Electric cord.....	112
Electric saws.....	107
Elephant trunk	37
End cut nippers	100
Engineers hammer	74
Engineers rule.....	95
Epoxy gun	32
Extension broom adaptor	10
Extension handle	78
F	
Fast mixer	96
Featheredge screed.....	124
Fiberglass extension handle	78
Filtered half masks.....	117
Finish blade	145
Flagging tape	136
Flat wire broom.....	21
Float blade.....	146
Float handle hand	79
Float handle extension	78
Float pans	146
Floats.....	57-62

Floor scrapers.....	122
Foam rubber knee pads	89
Forklift mortar tubs.....	147
Fortex bucket.....	30
Fresno or broom bracket.....	19
Fresno trowel adaptor	11
Fresno bracket.....	19
Fresnos	63
G	
Garbage cans.....	30
Gas can.....	63
Gauging trowel	142
Gauging rake	134
Gel rubber (knee pads)	89
Glasses.....	118
Gloves.....	64
Goggles.....	117
Grapevine jointer	85
Grinding stones.....	146
Grinding wheel abrasive	9
Grinding wheel diamond.....	45
Groovers.....	65-72
Groover attachments.....	65
Grout bag	73
Grout float.....	60
Grouting gun	32
H	
Hammer holder	90
Hammers	73-76
Hand floats.....	59
Hand held polisher	101
Hand pump	113
Handles	77-79
Hard hats.....	118
Hawks	80
Hearing protection	119
Heating irons.....	80
Heavy duty garbage cans	30
Hickey bar	15
Hoe mortar.....	98
Hog ring pliers	100
Hoppers.....	37
Hose accessories.....	81
Hose rubber	81
Hubbard jointer	85
Hydraulic cutter bender.....	104
I	
Ironworkers pliers	100
J	
Jersey gloves	64
Jiffler mixer	97
Jiffy mixer.....	97
Jointers	83-87

INDEX



K

Knee boards	88
Kneepads.....	89
Kumalong handle	79
Kumalong rake	114

L

Laminated resin darby	40
Laminated resin float	57
Laser torpedo magnetic level.....	91
Leather knee pads.....	89
Leather goods	90
Levels	91
Line level	91
Line.....	92-93
Liner gloves	64
Lumber pencil.....	33

M

Magnesium bull float	57
Magnesium darbie	40
Magnesium hand float.....	59
Magnesium hawk.....	80
Magnesium screed	124
Magnetic torpedo level	91
Mahogany darbie.....	40
Mahogany float	59
Mallet.....	74
Margin trowel.....	142
Marking paint	99
Marking tools	99
Mash hammer	74
Masking tape.....	136
Masonry saw	107
Mason's line.....	92
Mason's rule	95
Measuring tape	94
Measuring wheel.....	95
Metal bucket	30
Metal tub.....	147
Metal tub wheelbarrow	149
Midget trowel	142
Mixers.....	96-97
Mixers power.....	103
Mixing bucket	31
Mixing Paddles	97
Modular spacing tape	94
Mortar board stands.....	98
Mortar buggy.....	147
Mortar hoe	98
Mortar box	147
Mortar mixer.....	103
Mud knife & tray.....	142

N

Nail driver	74
Nailing hammer.....	75

Notched trowel	142
Nozzle - hose	82
Nozzles - caulking guns.....	32

O

Ornamental tools	142
------------------------	-----

P

Paddle bits	46
Paddle mixers (hand held)	97
Paddles (mixing).....	97
Paint brush	27
Paint - marking/specialty	99
Paintstick	99
Payne groover hand	67
Pencils.....	33
Payne groover walking	69-70
Paint removal cup wheel.....	45
Phoenix groover	71
Pick mattock.....	126
Pins - line	93
Pipe trowel.....	143
Plaster darby.....	40
Plastering trowel.....	143
Plastic cup knee pads	89
Plastic bucket	31
Plastic knee boards.....	88
Plastic step tools.....	38
Plastic tub.....	147
Plastic tub wheelbarrow.....	149
Plate compactor.....	111
Plexiglass jointer.....	85
Plier holder leather	90
Pliers	100
Plugging chisel.....	36
Point chisel	36
Pointing trowel.....	144
Polishers	101
Polishing discs	43
Power groovers.....	72
Powerlite Pinner.....	106
Powerlite Compressor.....	106
Poly tape	136
Pool trowel	144
Power sprayer.....	128
Power tools.....	101-112
Power trowels	111
Propane burner	113
Pry bars.....	17
Pulverizer	74
Pumps hand.....	113
Push brooms.....	23
Putty knife.....	123

Q

Quick Disconnect Repair Kit	110
Quickie saw	107

R

Radius edger	52
Rags	28
Railwood pick	126
Raker jointer	86
Rakes	114
Rat tail jointer	86
Rebar caps	120
Rebar cutter / bender hand	39
Rebar cutter / benders power	104
Rebar eater bits	46
Rebar Tiers	105
Rebar vibrator	110
Redwood float	60
Reels	115-116
Ripping hammer	76
Ripping pry bar	17
Rocker bar	15
Rollerbug	135
Roller tray	28
Roller cover	28
Roller frame	28
Roofer brush	28
Round end shovel	125
Rub bricks	8
Rubber float	61
Rubber gloves	64

S

Safety fence	121
Safety groover	67
Safety step edger	68
Safety supplies	117-121
Sawsall blades	150
Sawsall - scraper	150
Saws power	107
Scarifier	121
Scoring groover	70
Scrapers	122-123
SDS bits	46
Screed	124
Shoe brush	26
Shovels	125
Shrink wrap	136
Single head walk behind polisher	101
Sledge hammer	76
Sled runners	87
Slicker jointer	87
Side cutters	100
Sliders	88
Slurry broom	23
Smoothers	134
Snap handles	10
Snap - over line twigs	93
Soff cut saws	107
Specialty paint	99

Spike shoes	134
Spiked Roller	29
Spigots	49
Spiral cut abrasive	9
Spline drill bits	47
Sponges	126
Sprayers	127-128
Spring clips	78
Square end shovel	125
Squeegees	134
Stake puller	16
Stamps - concrete	128
Stands mortar	98
Steel strapping	12
Step edger	54
Step tools	133
Stone Mason's hammer	76
Stone chisel	36
Strapping	12
Street Broom	23
Stripping bar	16

T

Tampers	135
Tape	136
Tape measures	94-95
Tarps	137
Teak float	60
Testing cylinder	137
Testing equipment	137
Texture mats	130
Tie wire reel	116
Tie wire	115
Tie wire premium	115
Tie wire reel pad	116
Tie wire twisters	116
Tin snips	39
Tool bags	90
Tooth stone chisel	36
Trash cans	30
Trowel blades	145-146
Trowel brackets	19
Trowel handles	79
Trowels hand	138-144
Trowels power	111
Truss screed	108
Tubs	147
Turbo diamond blade	41

U

Unidapt adaptors	11
Unidapt bracket	20
Utility brush	28
Utility knife	39

INDEX



V

Vacuum50, 108
Vertical step groover68
Vibrator plate111

W

Walk behind saws107
Walking blue steel edger54
Walking bronze groover69
Walking chamfer.....55
Walking cast aluminum groover70
Walking float.....58
Walking magnesium groover70
Walking scoring groovers70
Walking stainless steel groover55
Walking stainless edger55
Water hose.....81
Waterstop irons.....80
Weights for fresno.....63
Wet cut diamond blades..... 41-42
Wet cut diamond saws107
Wheelbarrows..... 148-149
Wheels - abrasive grinders9
Wheels - diamond grinding45
Winter hard hat liner119
Wire brooms.....21, 23
Wire twisters.....116
Wire wheels.....10
Wire brush.....29
Wood blades150
Wool gloves64
Wrecking bar16



MASONS SUPPLY COMPANY
Construction and Industrial Materials

CREDIT APPLICATION

Attn: Bookkeeping Office – P.O. Box 42367

Clackamas
503-722-1528

Eugene
541-744-6696

West Eugene
541-683-1408

Hillsboro
503-533-0107

Medford
541-772-6161

Portland
503-234-4321

Salem
503-585-5504

Wilsonville
503-582-9320

Port Orchard
360-876-6372

Ridgefield Form Yard
360-887-4777

Seattle
206-767-4645

Tacoma
253-581-6161

Woodinville
425-487-6161

Business Name _____

Business Street Address _____ Billing Address _____ Business Phone _____

City _____ State _____ Zip _____ Fax Number _____

Nature of Business Sole Proprietor Corporation Partnership LLC

List All Owners, Officers, Principals, or Partners Full Name, Home Street Address, Home Phone (Use Additional Sheets as Necessary)

Name _____ Address _____ Phone _____

Name _____ Address _____ Phone _____

How Long in Business _____ How Long at Present Business Address _____ If Less Than 1 Year Previous Address _____

Construction Contractors Board License No. _____ Dept. of Labor & Industries Contractors License No. _____

Expiration Date _____ Expiration Date _____ Sales Tax Resale No. _____

Bond Co. & Address _____ Phone _____ Bond No. _____

Business Bank & Branch _____ Phone _____ Name of Bank Representative to Contact _____

Checking No. _____ Bank Line of Credit? Yes No

Construction Lender _____ Phone _____ Contact Person _____ Phone _____

Personal Bank and Branch

Checking Account No. Savings Account No. Loan Account No.

Have you or any other owner of officer ever done business with Masons? If yes, when?

Under what Name? _____ Federal Identification No. _____

Business Personal Financial Statement Attached

REFERENCES (TRADE SUPPLIERS)

Name _____ Address _____ Phone _____

Name _____ Address _____ Phone _____

Name _____ Address _____ Phone _____

Name _____ Address _____ Phone _____

If sole proprietor or partner, please list the following:

Driver's License No. _____ State _____ Soc. Sec. No. _____ - _____ - _____

Do you own your own home? Yes No

Address _____ City _____ State _____ Zip _____



MASONS SUPPLY COMPANY

Oregon (800) 537-3407 ♦ Washington (800) 537-6216

Clackamas | Eugene | West Eugene | Hillsboro | Medford | Portland | Salem | Ridgefield | Seattle | Tacoma | Woodinville

PERSONAL GUARANTY

In consideration for Masons Supply Company extending credit to the Corporation, Partnership, or business entity I am associated with, and as an inducement to Masons Supply Company to supply credit to that business entity, I agree to personally guarantee that all credit extended to that business entity will be paid in full. In the event the business entity I am associated with fails to pay billings from Masons Supply Company within 30 days of receipt, I agree to individually be responsible for any court costs and attorneys fees incurred by Masons Supply Company in collection efforts, should the business entity fail to pay all billings within 30 days of receipt, and should it be necessary to institute collection procedures.

DATED THIS _____ DAY OF _____, 20_____

Signed: _____
IN MY INDIVIDUAL AND PERSONAL CAPACITY

Signed: _____
IN MY INDIVIDUAL AND PERSONAL CAPACITY

Signed: _____
IN MY INDIVIDUAL AND PERSONAL CAPACITY

TERMS OF SALE

I hereby agree to pay my account in accordance with Masons Supply Company's regular terms and conditions. I further agree to pay 1½% per month (18% per annum), service and/or finance charge, subject to local laws governing this charge on balances not paid by the 25th day of the month following purchase. "If an attorney is employed to enforce this agreement, Masons Supply Company shall be entitled to attorney fees and costs, irrespective of whether any legal proceeding is commenced. If any legal action, arbitration, or other proceeding is brought (including any bankruptcy), the prevailing party shall be entitled to recover reasonable attorney fees and other costs, both at trial and on appeal." It is understood and agreed by and between the parties that this credit transaction is subject to the provisions of State and Federal uniform consumer credit codes as they may apply. I understand that if I fail to provide Masons Supply Company with current lists of people authorized to charge against my account, I will be held responsible for unauthorized charges.

Permission is hereby granted to Masons Supply Company to verify credit information from references and information provided, and to make all other pertinent credit inquiries as deemed necessary to make a credit determination.

LIST OF PEOPLE AUTHORIZED TO CHARGE:

DATED THIS _____ DAY OF _____, 20_____

COMPANY NAME: _____

PLEASE SIGN BELOW:

SIGNED: _____

TITLE: _____

LOCATIONS

OREGON

PORTLAND DISTRIBUTION CENTER

2637 SE 12TH AVE
PORTLAND, OR 97202
TEL (503) 234-4321
WATTS (800) 537-3407
FAX (503) 234-5606

CLACKAMAS BRANCH

14670 SE 82ND DR
CLACKAMAS, OR 97015
TEL (503) 722-1528
FAX (503) 722-1569

EUGENE BRANCH

1485 GLENWOOD BLVD
EUGENE, OR 97403
TEL (541) 744-6696
WATTS (888) 537-1227
FAX (541) 744-2302

WEST EUGENE BRANCH

555 COMMERCIAL ST, Ste A
EUGENE, OR 97402
TEL (541) 683-1408
FAX (541) 683-1956

HILLSBORO BRANCH

21535 NW CHERRY LANE
HILLSBORO, OR 97124
TEL (503) 533-0107
FAX (503) 533-0407

MEDFORD BRANCH

2036 LARS WAY
MEDFORD, OR 97501
TEL (541) 772-6161
FAX (541) 772-4752

SALEM BRANCH

2430 MCGILCHRIST ST SE
SALEM, OR 97302
TEL (503) 585-5504
WATTS (800) 655-0773
FAX (503) 585-6732

WASHINGTON

WOODINVILLE DISTRIBUTION CENTER

6018 234th St SE, Ste A
Woodinville, WA 98072
TEL (425) 487-6161
WATTS (800) 537-6216
FAX (425) 402-3676

RIDGEFIELD FORM/SHORE/CUSTOM FAB

7707 S. UNION RIDGE PKWY
RIDGEFIELD, WA 98642
TEL (360) 887-4777
FAX (360) 887-3048

SEATTLE BRANCH

5210 1ST AVE S.
SEATTLE, WA 98108
TEL (206) 767-4645
FAX (206) 767-4696

TACOMA BRANCH

2506 104TH ST CT S #H
LAKEWOOD, WA 98499
TEL (253) 581-6161
FAX (253) 588-4272

LOCALLY OWNED FOR OVER 95 YEARS

