


BLADE ROLLER KIT

Removeable rolling platform for your circular saw. Attaches with no tools required. High strength, lightweight aluminum ensures longevity. Precision accuracy and ease of motion. Turn your hand held saw into a miniature concrete saw in seconds. Cuts angles and depths same as an unequipped saw but with ease.

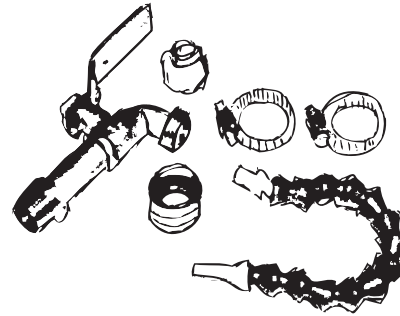
No.	Description	Wt (lbs)
PA ROLLER	Blade Roller	1.60



WATER KIT

Helps control dust. Finger tip controls allows for minimal use of water. Longer blade and tool life due to cooling and lubricating process. Recommended for precision cutting. Kit includes GFCI, Ball valve diverter assembly and all necessary hardware for fastening to tool.

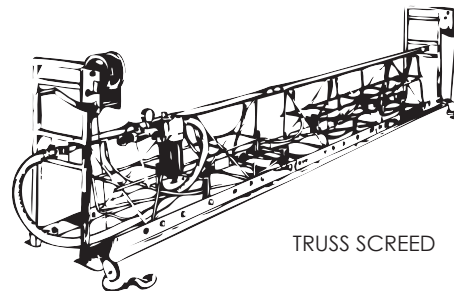
No.	Wt (lbs)
PA ROLLERH2O	1.20



TRUSS SCREED

Offers a lightweight, all bolted construction for speed of assembly and true alignment. The exclusive quick coupling system makes section assembly fast and easy. The unique cast aluminum A-frame design provides maximum structural strength. A double-jointed turnbuckle allows surface to be finished flat, crowned either parabolic rooftop, or inverted. Vibration is provided through an offset yet rigidly fixed bearing system that insures vibration along the full screed length and eliminated hammering action.

No.	Description	Wt (lbs)
MBW 08881	5.5 Honda Drive Kit	106.00
MBW 09125	End Handle Kit	49.00
MBW MVS2	2'-4" Section	16.40
MBW MVS4	4'-4" Section	32.00
MBW MVS8	8'-8" Section	60.00
MBW 08858	Hand Winch Kit	28.00
MBW 09072	8 HP Honda Drive Kit	115.0
MBW 15566	Power Winch Kit	180.00



TRUSS SCREED