



# TROWELS


London Pattern		
No.	Size	Wt (lbs)
<b>Rose Leather Handle</b>		
TTH R10L	10" x 4½"	0.80
TTH R12L	12" x 5"	1.10
TTH R13L	13" x 5⅝"	1.30



London Pattern		
No.	Size	Wt (lbs)
<b>Plastic Handle</b>		
TTH B11P	11" x 4⅞"	1.10
TTH B12P	12" x 5⅞"	1.10



London Pattern		
No.	Size	Wt (lbs)
<b>Rose Plastic Shank</b>		
TTH R10P	10" x 4½"	1.10
TTH R11P	11" x 4¾"	1.10
TTH R11.5P	11.5" x ?	1.00
TTH R12P	12" x 5"	1.10
TTH R13P	13" x 5⅝"	1.30



## BRICK

**Philadelphia Pattern** - This wider design lets you handle more mortar; ideal for block work.

No.	Size	Wt (lbs)
<b>Hardwood Handle</b>		
TTH BP11	11" x 5½"	1.20
TTH BP12	12" x 6"	1.30

