


GAUGING

Same rugged, long wearing construction as other trowels with the same comfortable wood handle.

No.	Size	Wt (lbs)
TTH G7	7" Stiff	0.54
TTH G7F	7" Flexible	0.54



KNIFE & MUD TRAY

Deluxe stainless steel knife and pan. Resists rusting wear forever. Ideal for patching bugholes and seams in tilt up panels.


No.	Size	Size	Wt (lbs)
TTH DW12K	Knife	12" x 3"	0.75
TTH DW12P	Pan	12¼" x 3" x 3¼"	1.20



MARGIN

One piece forging of the very finest carbon steel; tough, but flexible.


No.	Size	Wt (lbs)
TTH M52	5" x 2"	0.28
TTH M5112	5" x 1½"	0.24
TTH M62	6" x 2"	0.30
TTH M82	8" x 2"	0.34



MIDGET

Great for window sills, closets, small areas. Ideal tool for those special jobs. Camel back only.

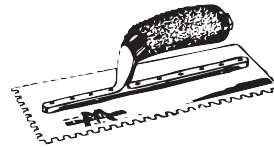
No.	Size	Wt (lbs)
TTH C73	7½" x 3"	0.75
TTH C83	8" x 3"	0.75



NOTCHED

Notched trowels are available in square notch and half notch.

No.	Size	Wt (lbs)
TTH K23S	¼" x ¾" Notch	0.80
TTH K2S	¼" x ¼" Notch	0.80



ORNAMENTAL

The plasterer's delight! Forged and tempered.

No.	Description	Size	Length	Wt (lbs)
TTH O5T	Trowel & Square	⅝"	10½"	0.13
TTH O6T	Trowel & Square	¾"	10½"	0.13
TTH O8T	Trowel & Square	1"	10½"	0.13
TTH O3L	Leaf & Square	⅝"	8½"	0.13
TTH O4L	Leaf & Square	½"	8½"	0.13
TTH O5L	Leaf & Square	⅝"	9¼"	0.13
TTH O6L	Leaf & Square	¾"	9½"	0.13

