


WHEELBARROWS

CONCRETE BUGGY

Contractors choice for decades to move concrete mix from truck to form for small pours and/or "isolated" sites where power buggies or pumping is not feasible due to cost or logistics. Heavy duty design features 14 ga. steel tub with lapped corners and continuous welds. Easy operation with 26" staggered spoke wheels with 4 ply pneumatic tire and tube, heavy duty axle, caged needlepoint roller bearings.




No.	Length	Width	Height	Capacity	Wt (lbs)
TWB CB6	53"	35"	34"	6 cubic feet	180.00
TWB CB8	58"	35"	36"	8 cubic feet	200.00


METAL TUB

Rugged wheelbarrows built for heavy duty use. The trays are made from high grade steel and coated with a baked enamel finish. All edges are rolled to maximize tray strength.

No.	Description	Wt (lbs)
TWB 6CW	6 cu. ft., Contractor molded tray w/wood handle, knobby tire	54.00
TWB 6CS	6 cu. ft., Contractor molded tray w/steel handle, flat free knobby tire, ball bearings	60.00
TWB 6PW	6 cu. ft., Premium folded seam tray w/wood handle, flat free knobby tire, ball bearings	75.00
TWB 6PNS	6 cu. ft., Premium narrow 28" folded seam tray w/steel handle, flat free knobby tire, ball bearings	80.00



TWB 6E



TWB 6N


PLASTIC TUB

Made from high density polyethylene. The tray is virtually indestructible. Won't rust, dent, or crack. Resists chemicals. Non-stick surface is easy to clean. Lighter and easier to handle than steel tray barrows. Strong carriage and frame. Equipped with 4 ply pneumatic tires, oil lube bearings, sand wheel guard.

No.	Description	Wt (lbs)
TWB P6	6 cu. ft., Poly tray, w/wood handle	68.00
TWB PEZ	6 cu. ft., EZ Pour spouted, w/wood handle	43.00



TWB P6



TWB PEZ

REPLACEMENT HANDLES

No.	Description	Wt (lbs)
TWB RWHE	Wood Handle Economy, 2/set	9.00
TWB RWHS	Wood Handle Standard, 2/set	9.50
TWB RWHP	Wood Handle for Poly Tub, 2/set	9.00
TWB RWHPEZ	Wood handle for Poly-spouted tub	9.50

SOLID FOAM TIRE

Made of solid polyurethane this tire cannot go flat. Objects stick to the tire but there is no puncture. Large enough to charge over rocks and 2x4's, this tire has a great load capacity.

No.	Wt (lbs)
TWB FT	10.00

